

UAM OPERATING PROCEDURE 620.2

RE: Annual Review Policy Guidelines

June 5, 2017

Annual Report by Academic Units

By August 1 of each year, deans will submit to the vice chancellor for academic affairs a succinct and focused annual report of significant achievements and changes in their units for the previous academic year. These reports will constitute a major source of information regarding institutional achievement and effectiveness throughout departments, offices and units, colleges, and schools. The report must be submitted in both paper and electronic file formats.

Unit Data

- Faculty
 - Faculty (full-time, adjuncts and part-time) qualifications, area(s) of responsibility, teaching loads, other assignments including any release time and stipends (* new faculty designation)
 - Faculty achievements in teaching, research, and service, especially those of national, regional, or statewide significance.

The Land Surveying faculty, in cooperation with the National Geodetic Service (NGS) and the Arkansas Highway and Transportation Department (AHTD) was able to establish a Continuously Operating Reference Station (CORS) on the UAM campus.

Dr. John Dennis was nominated and elected to serve as the Director for District 4 of the Arkansas Society of Professional Surveyors (ASPS).

- Faculty and/or student service learning projects

Land surveying faculty and students mapped a 900' x 900' area of the Crossett Experimental Forest (CEF) to help in a U.S. Forest Service long-term study. Preliminary results were presented at the Annual State GIS Conference in March. This mapping project is to be extended to cover a 20 acre block of the (CEF)

Students in the Forest Health class (NRM 4084) were responsible for the confirmation of emerald ash borer presence in Drew County. Students working in the Forest Health lab were responsible for the confirmation of several other counties such as Cleveland, Hempstead, and Lafayette.

- Append a listing of college or school awards to faculty for teaching, advising, scholarly activity, research and creative activity, and public service. Include faculty/student research.
SFNR Faculty Service & Achievement Award – Dr. Mohammad Bataineh
- List of grants, source, purpose and total dollars for the academic year
Most SFNR grants and research are managed through the Agriculture Research Station, but projects managed through UAM are listed below:

1. Project: Influence of Prescribed Fire on Surface Soil C and N in Mixed Pine-Hardwood Stands
 PI: Robert L. Ficklin
 Source: Mondi Corporation
 Amount: \$2,745
2. Project: A comparison of slow-release watering devices for enhanced water delivery to newly planted urban trees
 PIs: Matthew Olson, Benjamin Babst and Chris Stuhlinger
 Source: UAM Research Committee
 Amount: \$1,500
3. Project: The effect of reduced seasonality on emerald ash borer larval development
 PI: Mohammad Bataineh
 Source: UAM Research Committee
 Amount: \$1,500
4. The Land Surveying Program was awarded \$12,500 from the UAM Centennial Opportunity Fund in November 2016 for the purpose of upgrading the survey-grade GNSS technology.

- List partnerships, MOUs or other special agreements with brief description
 MOUs for course transfers were established with UACC Cossatot and UACC Morrilton.
- Significant changes of college/school/programs/departments both positive and negative
- Achievements of students and alumni or former students, especially those of national, regional, or statewide significance. Append a listing of student honors and awards as announced at the college or school honors ceremony and of other students receiving campus recognition.

David McLelland, a current Land Surveying student, was awarded the John Shields Scholarship from the Arkansas Society of Professional Surveyors (ASPS)

Former UAM surveying students Nancy Barnett (PS# 1810) and Brent Newton (PS# 1842) successfully passed their Professional Surveying licensing exams and are now licensed to practice Land Surveying in the state of Arkansas

Graduate student Richard Vaerewyck was awarded an Arkansas Game and Fish Commission Conservation Scholarship in the amount of \$2000

SFNR Outstanding Undergraduate Student –
 SFNR Outstanding Graduate Student – Callie Moore

- Attach a listing, where applicable, of chairs, professorships, distinguished professorships, and lectureships and faculty awards given by the college/school.

SFNR Outstanding Staff Award – Ms. Tiffany Osborne

SFNR Faculty Service & Achievement Award – Dr. Mohammad Bataineh

HLC Program/Unit Assessment

Significant achievements and changes of college or school and programs/departments, both positive and negative, including progress related to strategic plans and university priorities particularly student success initiatives/successes.

- **Teaching and Learning**

Progress related to strategic plans and university priorities for the academic year

- Initiatives/action steps to support effective teaching (new strategies, partnerships, use of technology, etc.) (based on program assessment data, summary and analysis: SLOs, retention, graduation rates, teaching strategy changes, curricular changes, etc. and changes made in response to data)
 - Initiatives/action steps to support student engagement in the classroom (Ex: effective teaching and learning strategies and tools, including, but not limited to, the expanded use of technology, online materials/tools, campus instructional technology tools, and learner-centered activities, e.g., student-led projects, demonstrations, seminar-style class configurations, etc.)
 - Initiatives/action steps to promote student success and persistence
- Curricular Changes (based on program assessment data, summary and analysis: SLOs, retention, graduation rates, teaching strategy changes, curricular changes, etc. and changes made in response to data)
 - List any addition/deletion/modification of degrees
 - Addition: Associate of Applied Science in Forest Technology
 - List any addition/deletion of courses (If new/deleted courses were general education, was a request for changes in ACTS listing made?)

In support of the new AAS degree, three new courses were added:

FRT 2001 Basic Surveying

FRT 2013 Foundations of Forestry I

FRT 2023 Foundations of Forestry II

Other course modifications:

NRM 4123 Advanced Geographic Positioning Systems- renamed Global Navigation Satellite Systems

NRM 4093 Wildlife Population Ecology- credit hours were reconfigured from 2 hours lecture, 3 hours laboratory to 3 hours lecture

NRM 3042 Forest Inventory- course number was changed to NRM 2042

NRM 3022 Fire Management- course number was changed to NRM 2022

NRM 3014 Introduction to GIS, GPS and Remote Sensing- course number was changed to NRM 2014

- List and briefly describe specific curricular changes that impact student success/retention including variety of course delivery options
- List unit/faculty professional development provided throughout the academic year that enhances knowledge of content, instruction, research and/or student persistence/success.

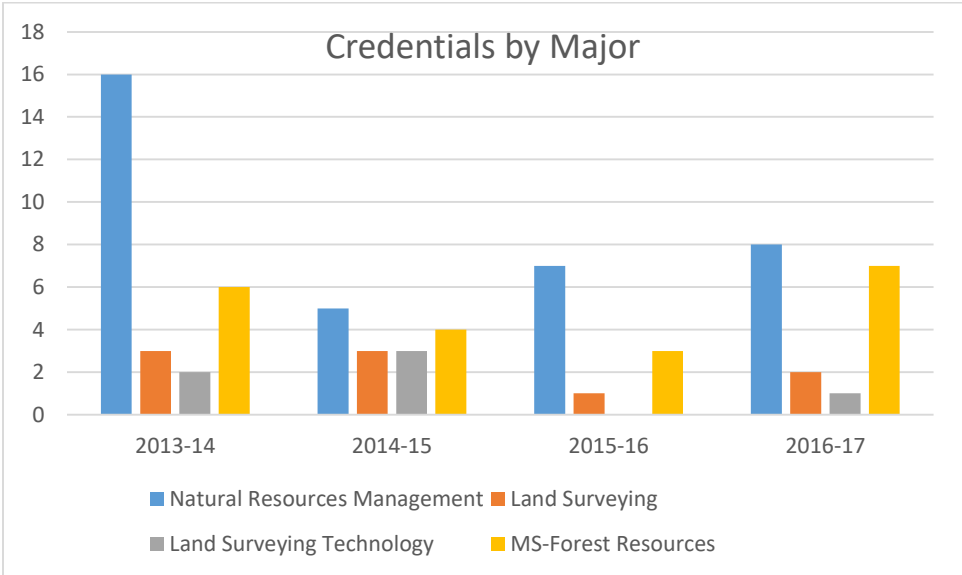
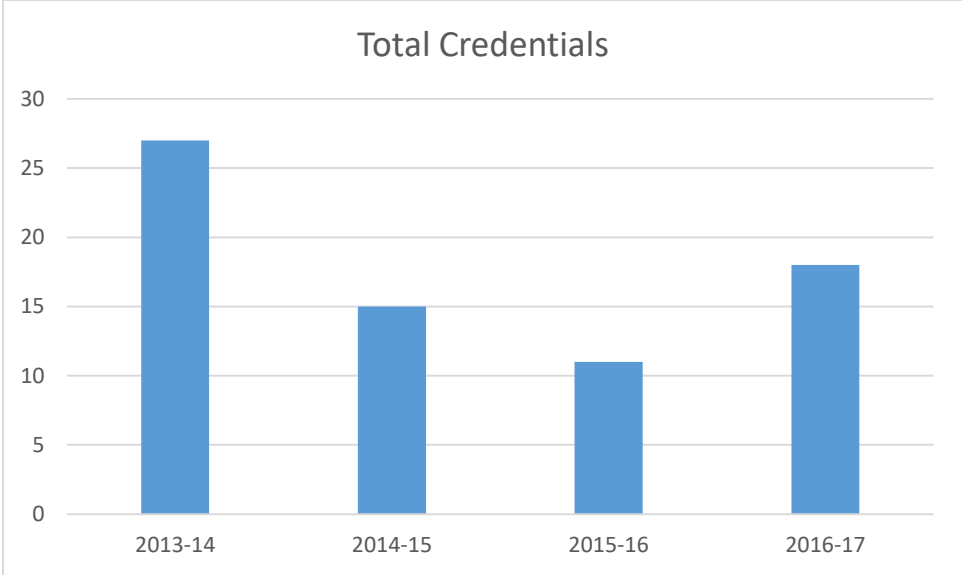
Program Productivity and Program Viability

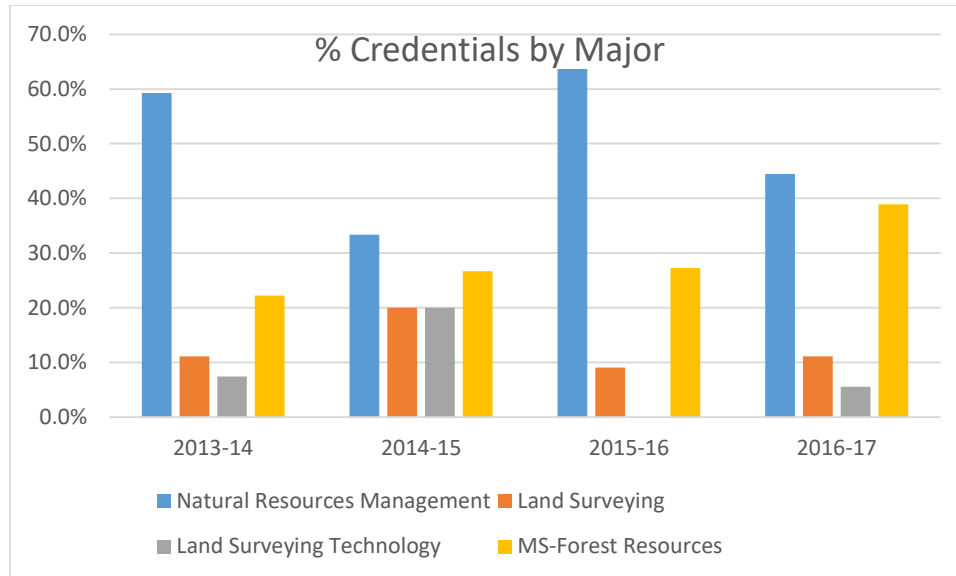
- **Effectiveness:** The number of progression goals met by undergraduate students. Extra consideration given to progression goals met by students who contribute to closing the attainment gap of underserved populations in Arkansas.

Report in number and percentage of students by academic year.

- Credentials: Certificate of Proficiency, Technical Certificate, Associate, Baccalaureate, Master

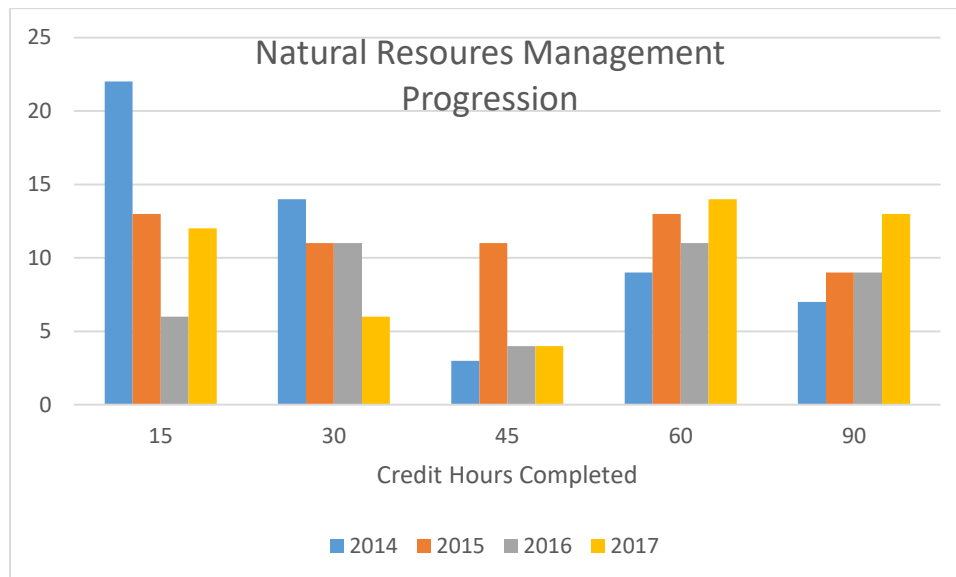
The number of credentials awarded through the SFNR declined over a period of time dating back to the mid 2000's, and may be partially related to the downturn in the forest-based economy that occurred during the same time period. However, the total number of credentials awarded in 2016-17 represented a 63.6% increase over the previous year. This may be partially due to the implementation of a restructured offering of academic programs in fall 2015, and a recovering forest-based economy.

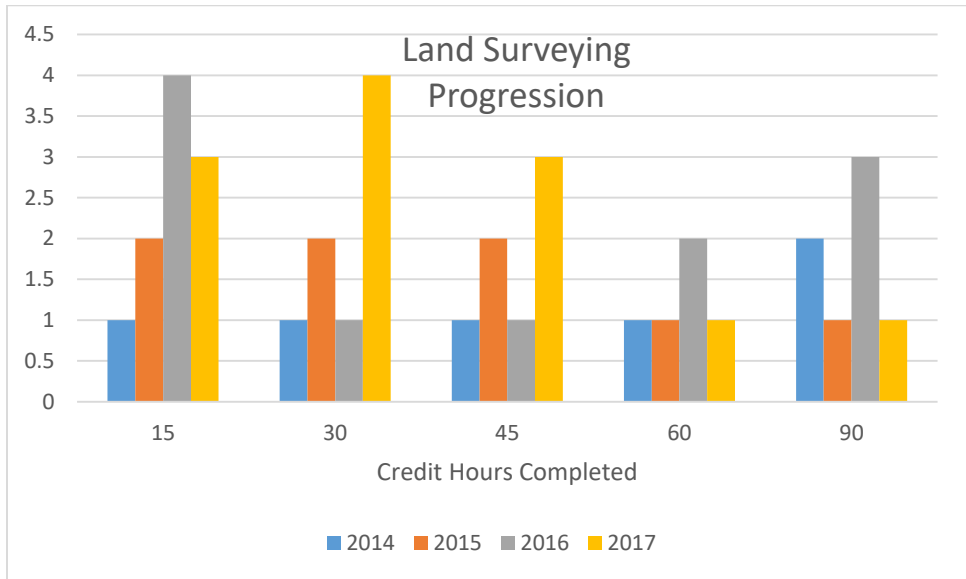
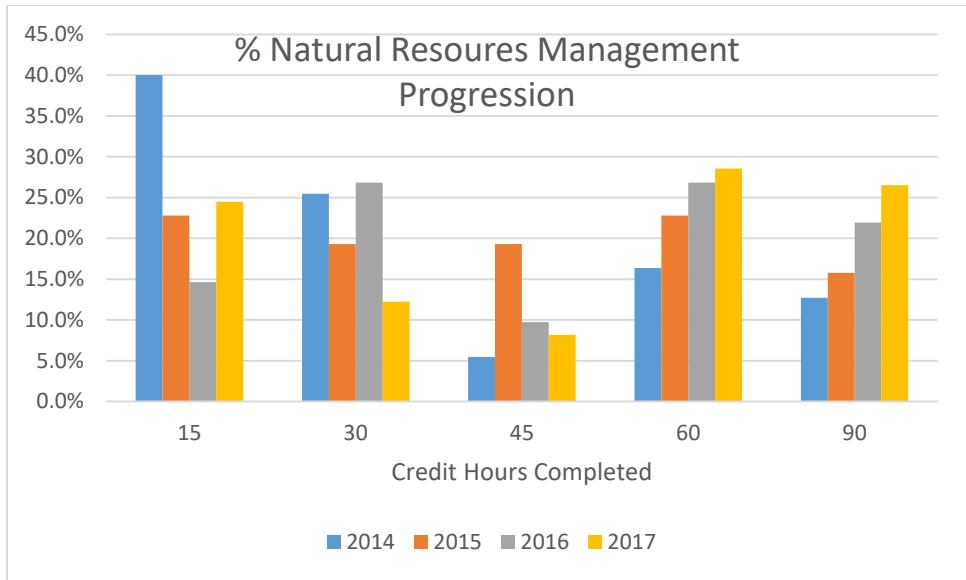


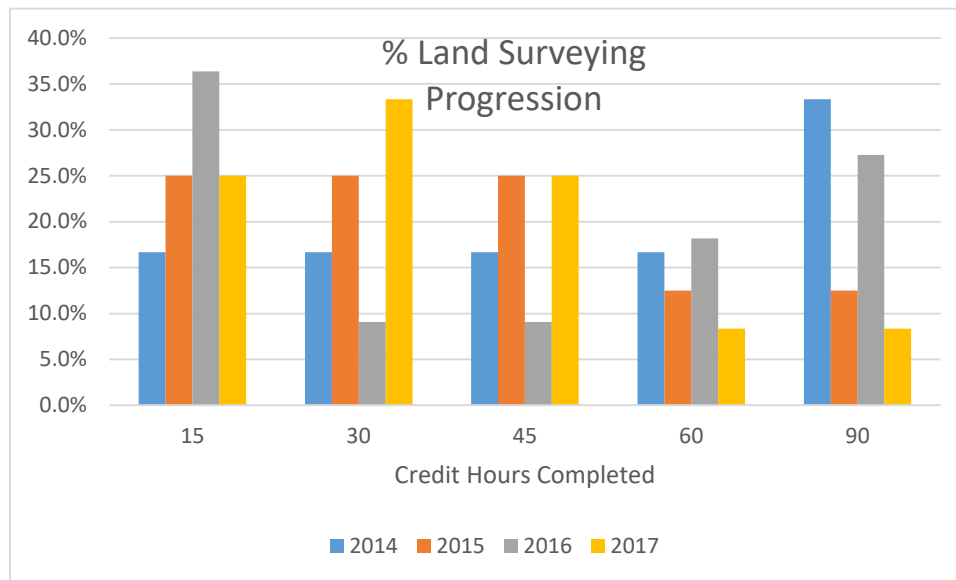


➤ Progression: 15, 30, 45, 60, 90 credit hours

For the Natural Resources Management major, progression of students through credit hour goals followed similar patterns through most years. Percentages of students meeting progression goals were greatest for 15 credit hours, declined to their lowest levels for 45 credit hours, and then increased for 60 and 90 credit hours. Students in the Land Surveying major did not exhibit this progression pattern, possibly due to the relatively lower number of students enrolled.

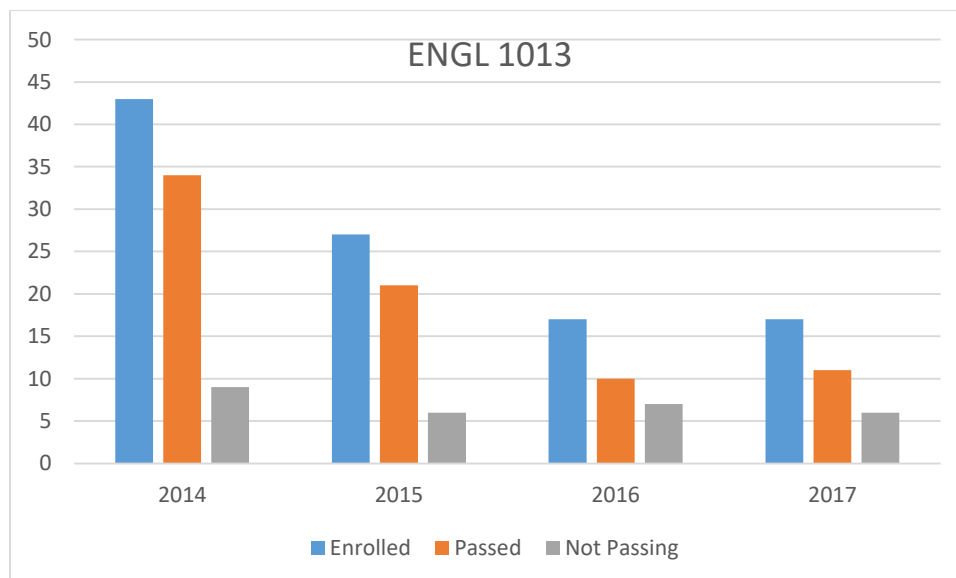


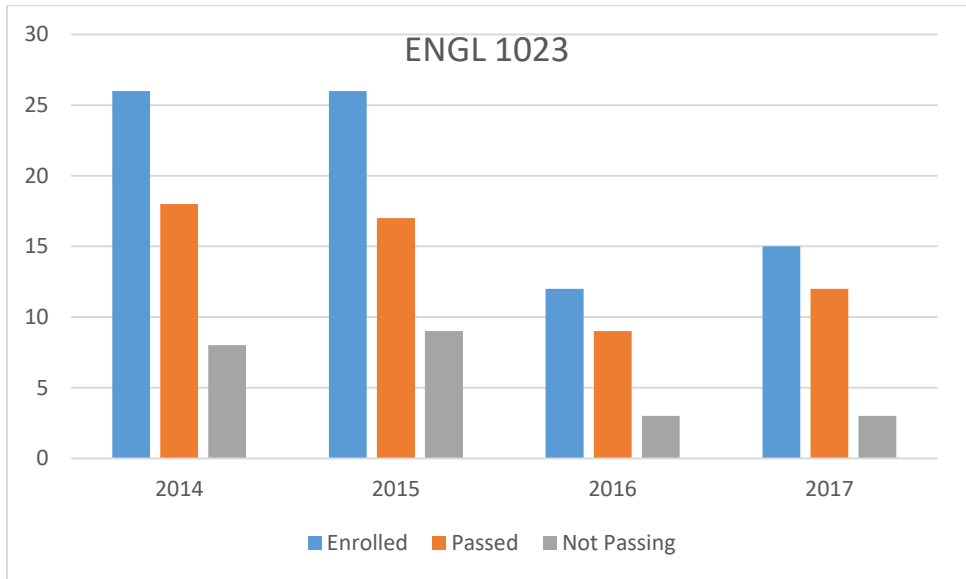
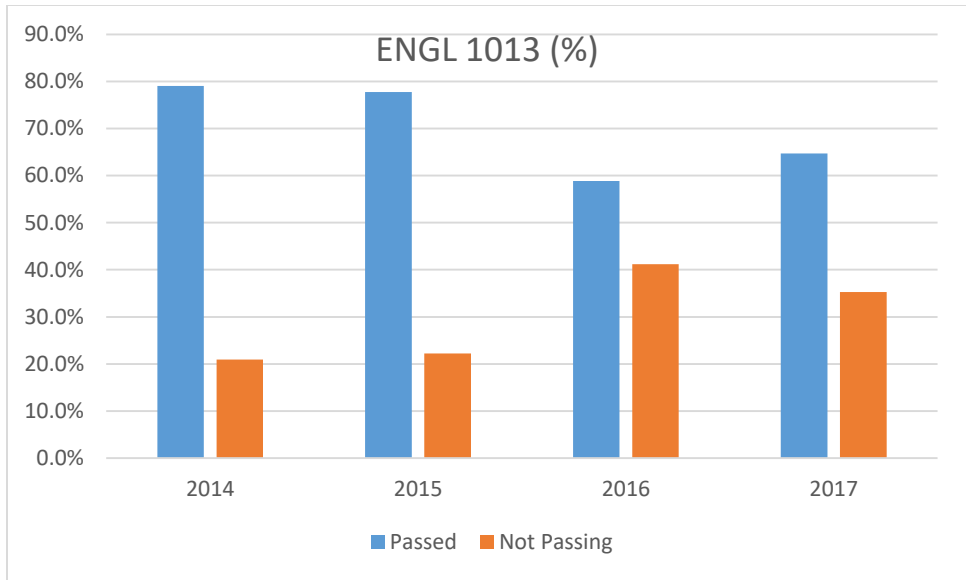


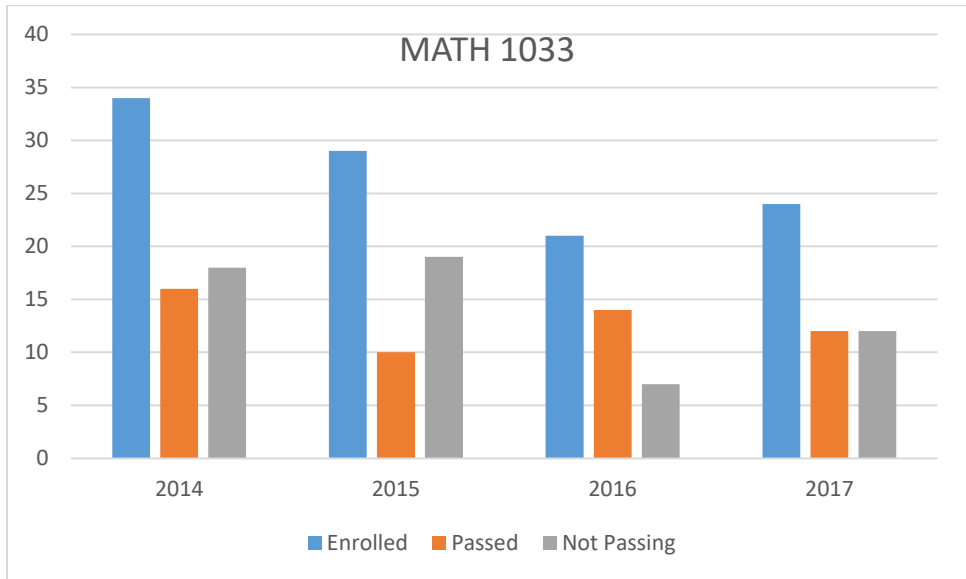
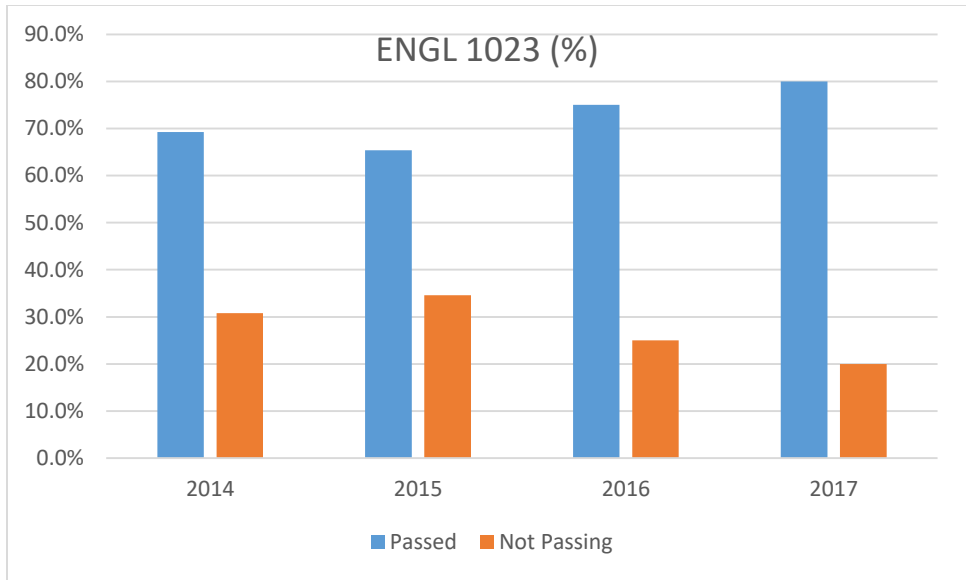


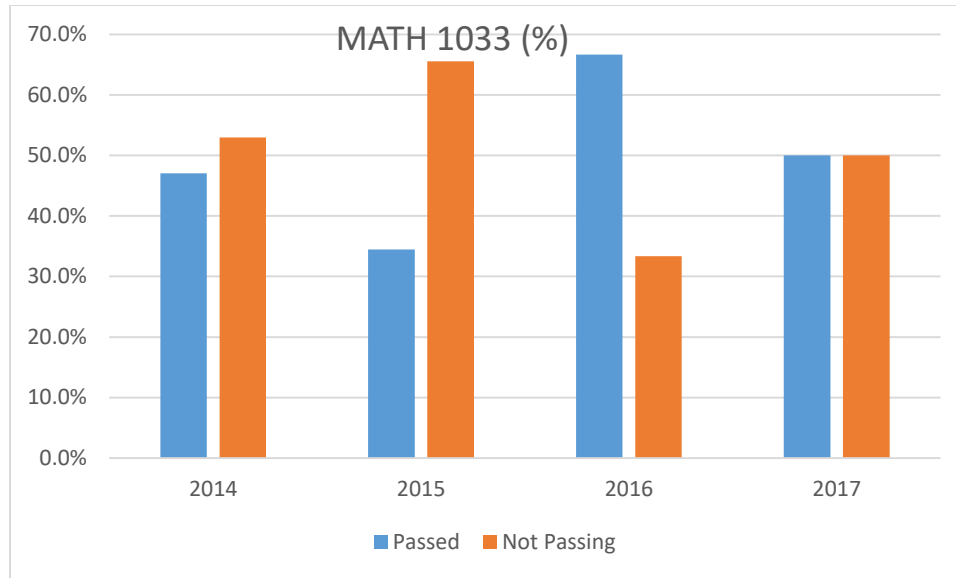
➤ Gateway Course Success Rates (A, B or C)

Gateway courses for which 10 or more SFNR students were enrolled each year, 2014-2017, included ENGL 1013 Composition I, ENGL 1023 Composition II, and MATH 1033 Trigonometry. Passing rates (C or better) for ENGL 1013 Composition I ranged from 59% to 79%, and decreased from 2014 to 2017. Passing rates for ENGL 1023 Composition II ranged from 65% to 80% and increased from 2014 to 2017. Passing rates for MATH 1033 Trigonometry ranged from 35% to 67% and only surpassed 50% in 2016.



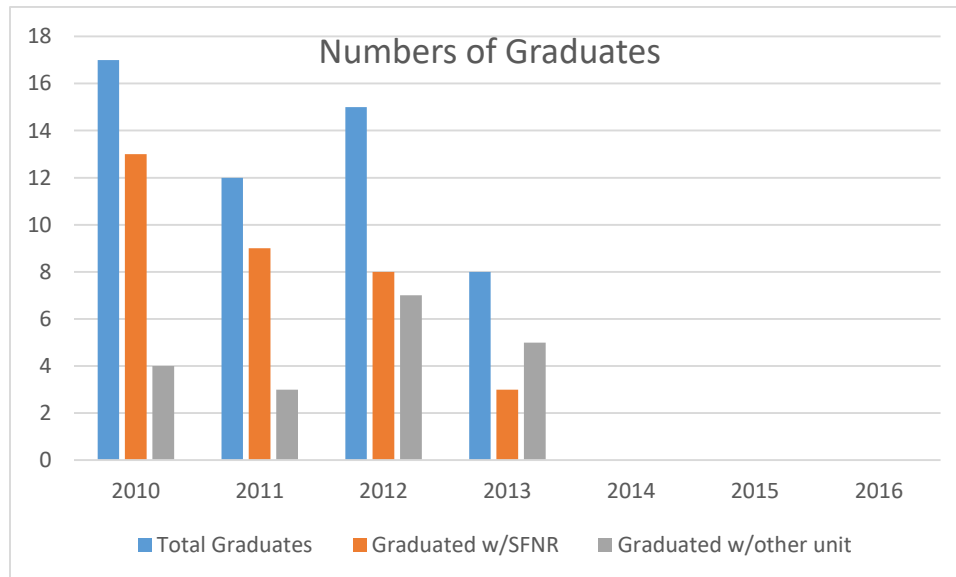


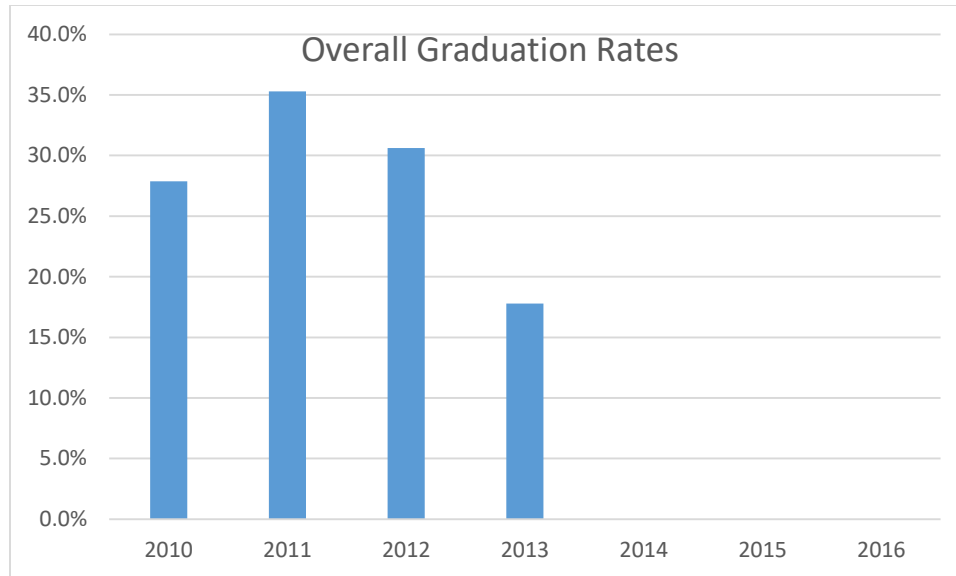




- **Completion Success:** Data on graduation rates (number and percentage) for each major in unit

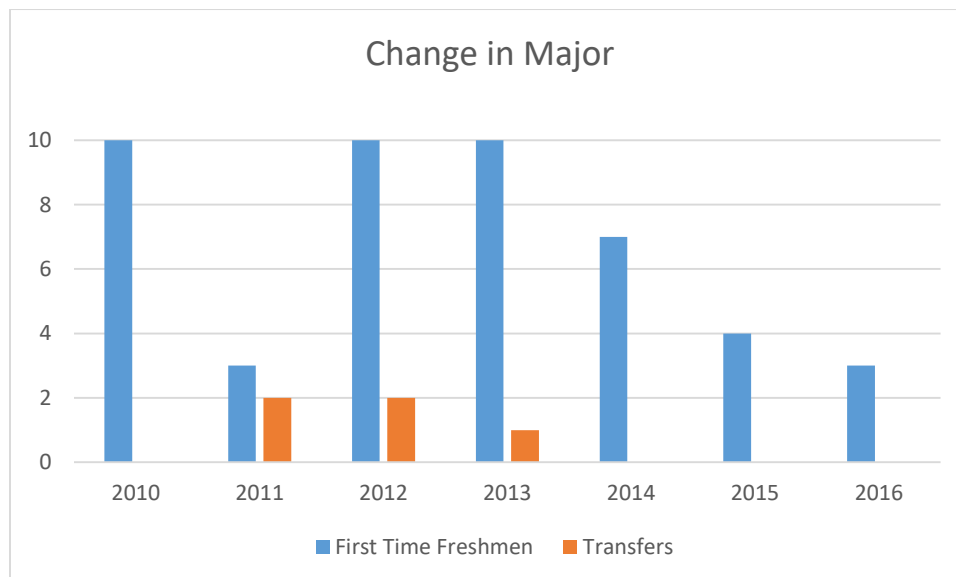
Overall graduation rates from 2010 – 2013 averaged 27.9%. Data from 2013 includes only graduates who completed requirements in 4 years; thus this number could increase in the future. Graduation rates for 2014 – 2016 are not yet available.

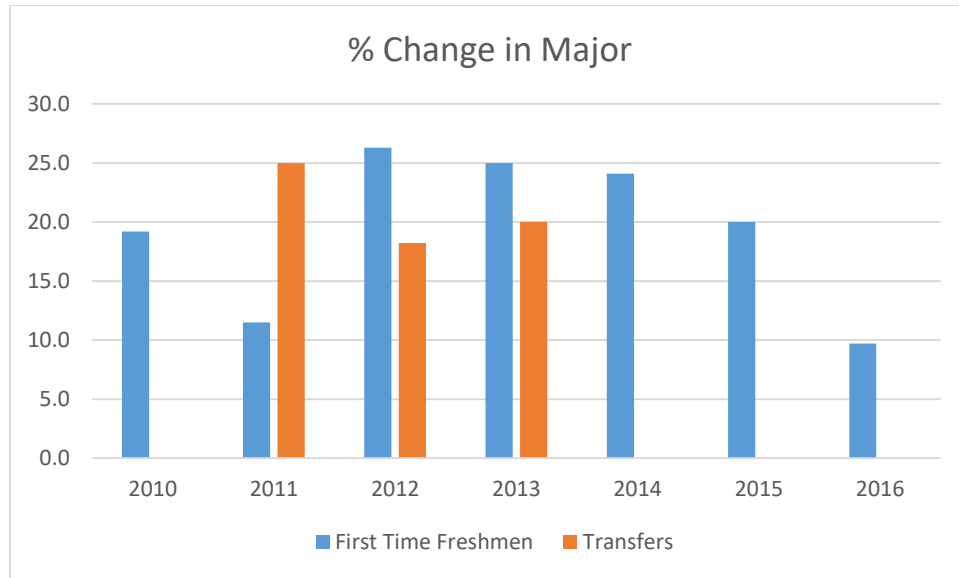




➤ Students changing majors in unit

The numbers and percentages of students changing majors from an SFNR program have declined significantly over the last several years, particularly since 2014. This may partially be attributed to changes in academic programs that were implemented in fall 2015, and increased retention efforts related to the hiring of a recruitment/retention specialist position.





- Affordability:** An average of the number of students who graduated within the recommended timeframe for the Certificate of Proficiency, Technical Certificate, Associate and Bachelor's degrees over the most recent three years.

Report in number and percentages for most recent three years and the average.

➤ Credits at Completion:

Completed on Schedule: (60 associate or 120 credit hours undergraduate)

All majors:

2015 = 2 (15.4% of 2015 graduates)

2016 = 2 (25.0% of 2016 graduates)

2017 = 3 (27.3% of 2017 graduates)

Avg. = 2.3 (22.6% of graduates)

Completed on Schedule + 10%: (61-66 or 121-132)

All majors:

2015 = 7 (53.8% of 2015 graduates)

2016 = 3 (37.5% of 2016 graduates)

2017 = 3 (27.3% of 2017 graduates)

Avg. = 4.3 (39.5% of graduates)

Completed on Schedule + 25%: (67-75 or 133-150)

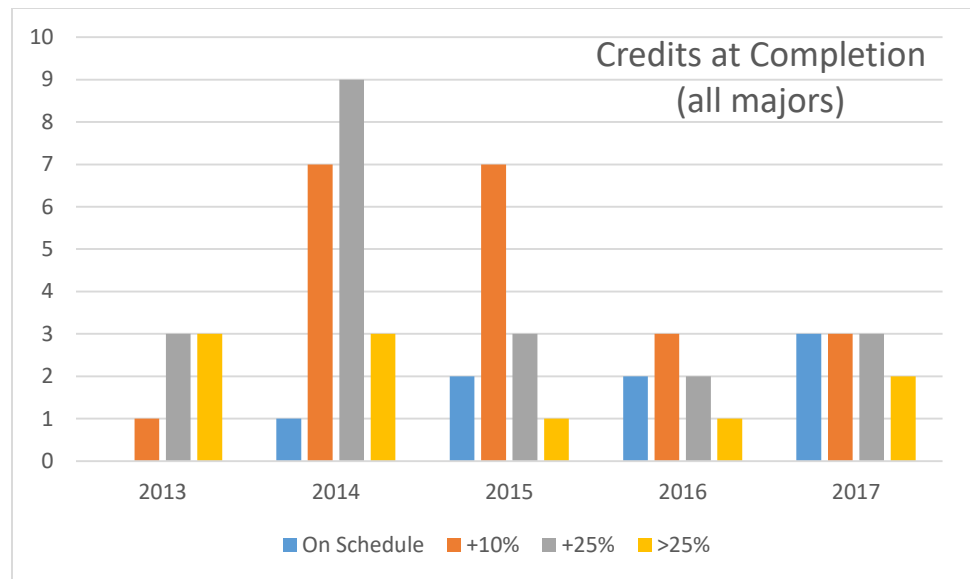
All majors:

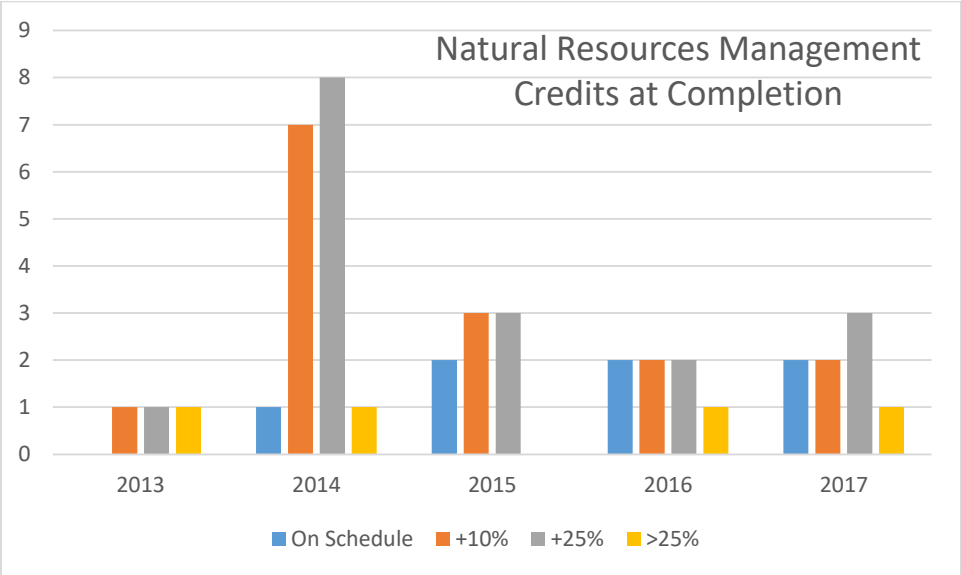
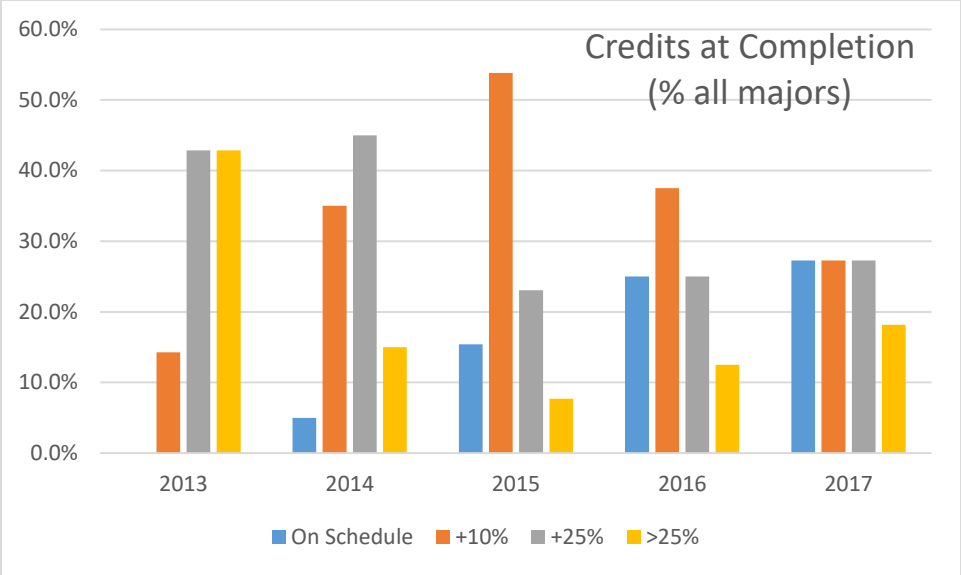
2015 = 3 (23.1% of 2015 graduates)

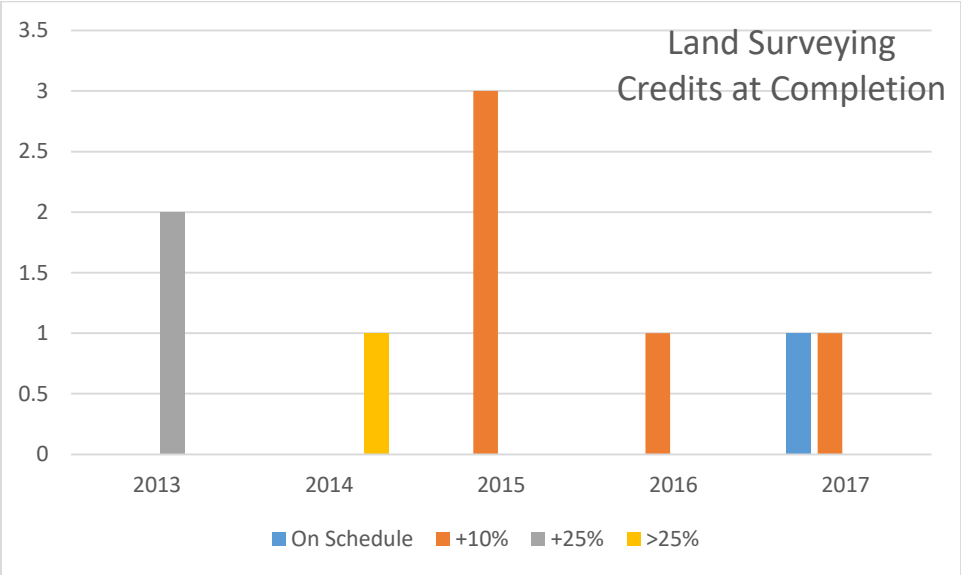
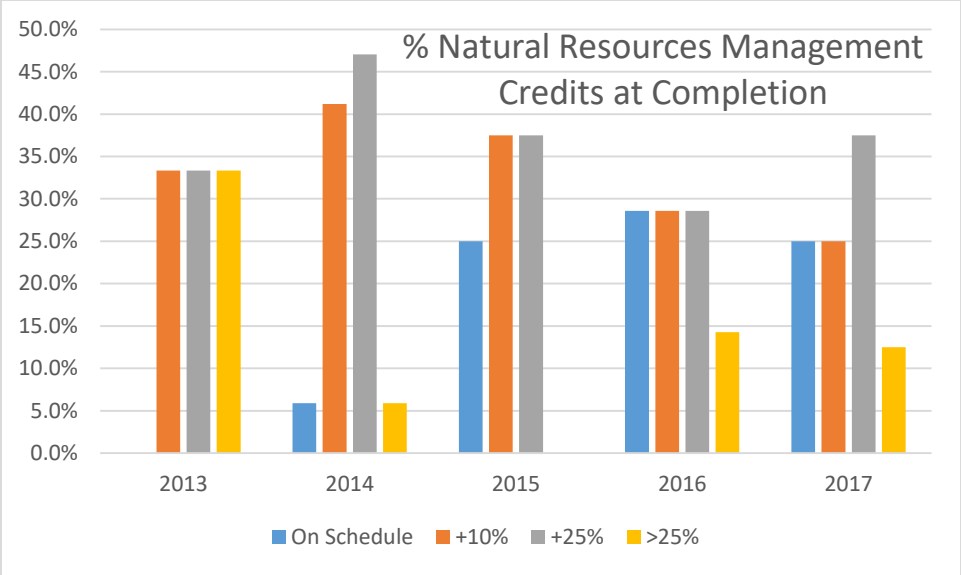
2016 = 2 (25.0% of 2016 graduates)

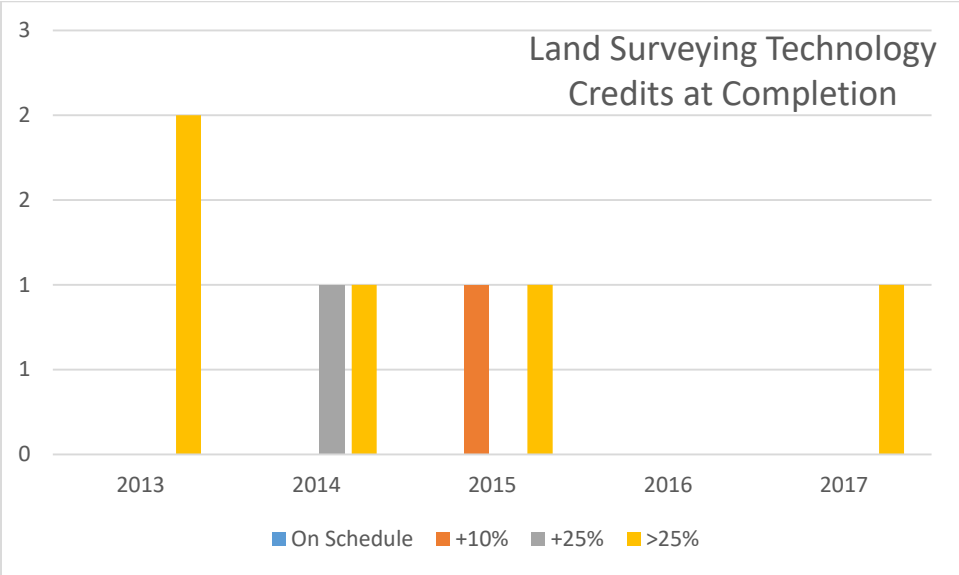
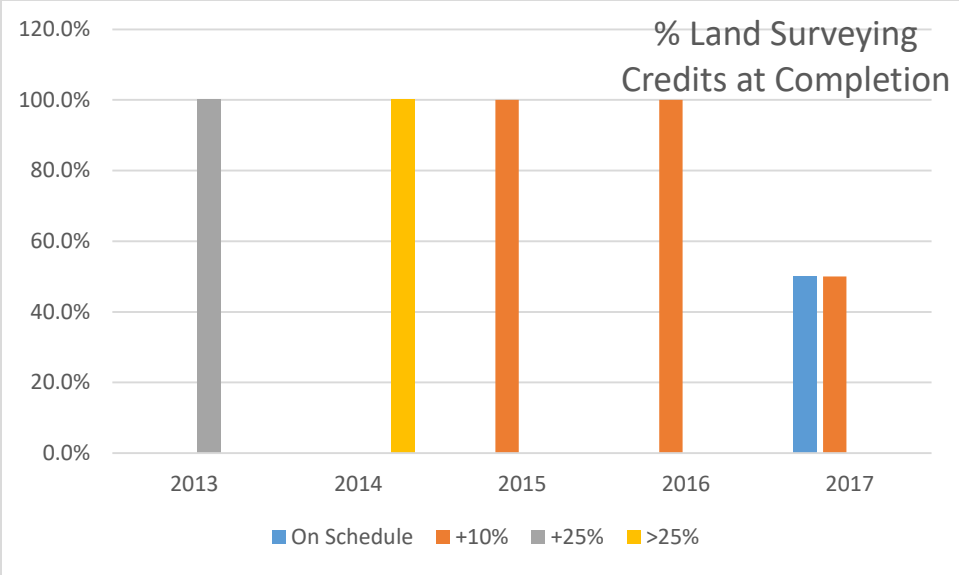
2017 = 3 (27.3% of 2017 graduates)
Avg. = 2.7 (25.1% of graduates)

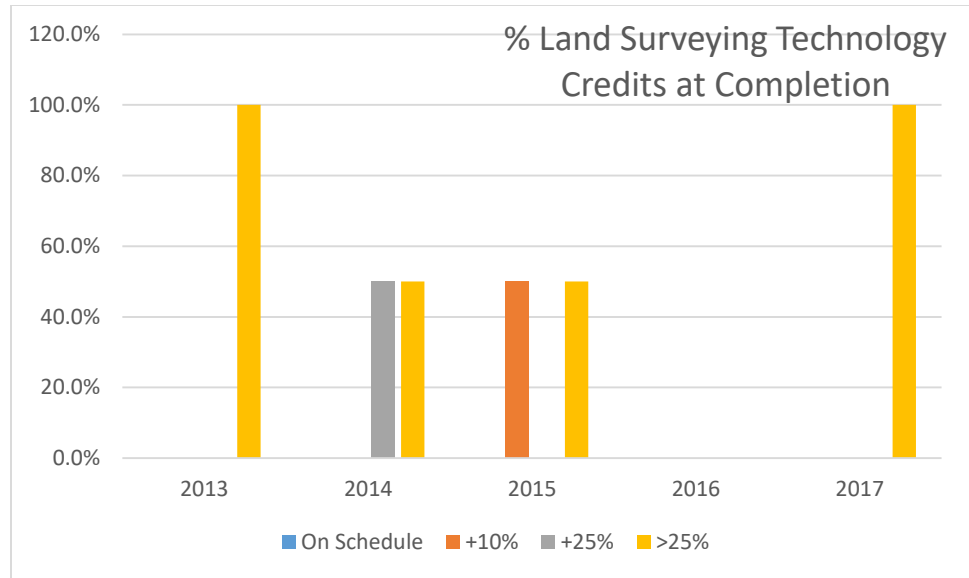
The percentage of students completing their degree on schedule increased steadily over the last three years. At the same time, the percentage of students completing their degree with +10% of required credits decreased over the last three years. The percentage of students completing with +25% of required credits remained similar over the same three years. For most SFNR majors, the distribution of students across completion categories has changed from being skewed towards longer completion times to a relatively flat distribution.











➤ Time to Degree: IPEDS definition of First Time/Full Time Degree Seeking

On Time: (24 or 48 months)

2015 = 2

2016 = 2

2016 = 3

On Time + 25%: (25-30 or 49 – 60 months)

2015 = 0

2016 = 2

2017 = 3

On Time + 50%: (31 – 36 or 61 – 72 months)

2015 = 0

2016 = 0

2017 = 0

• **Graduates**

➤ Special honors/recognitions of graduates/alumni

➤ Available data on employability

Natural Resources Management

Forestry Option

2013-14 = 100%

2014-15 = 100%

2015-16 = 100%

Wildlife Option

2013-14 = 44%
2014-15 = 33%
2015-16 = 33%

Land Surveying

2013-14 = 100%
2014-15 = 100%
2015-16 = 100%

Land Surveying Technology

2013-14 = 100%
2014-15 = 100%
2015-16 = 100%

MS Forest Resources

2013-14 = 100%
2014-15 = 100%
2015-16 = 100%

- Available data on enrollment in graduate programs

Natural Resources Management

Wildlife Option

2013-14 = 1
2014-15 = 0
2015-16 = 0

Land Surveying

2013-14 = 0
2014-15 = 1
2015-16 = 1

MS Forest Resources

2013-14 = 1
2014-15 = 2
2015-16 = 0

Enrollment/Program Viability

- Student semester credit hour (SSCH) by terms/by faculty including adjuncts and part-time
- Identify potential program growth areas and plans for implementation

- Number of majors/minors by discipline and classification individually for past 3 years and as a rolling average

- Explanation of any significant program enrollment changes (growth/decline) from the previous year

- Plans/strategies for addressing low enrollment programs including barriers that prevent enrollment growth. *ADHE Policy: When an academic program is identified as below the viability threshold, the institution may request that ADHE reconsider decisions that identified the program as a low viability program. If the request is based on suspected data submission errors, the institution must provide the source, nature, and extent of the data error.*

- List of programs approved as cognates and dates of approval
NA

Revised:
June 5, 2017