

**UNIVERSITY OF ARKANSAS AT MONTICELLO
COLLEGE OF TECHNOLOGY-MCGEHEE
ANNUAL ASSESSMENT REPORT 2014-2015**

Welding Technology



UAM College of Technology-McGehee Welding Technology Annual Assessment Report 2014

1. What are the Student Learning Outcomes (SLOs) for your unit? How do you inform the public and other stakeholders (students, potential students, and the community) about your SLOs?

The following is a list of the Student Learning Outcomes for the Welding Technology program:
Successful completers of the UAM-CTM Welding Technology Program will be able to:

- 1) Demonstrate proper oxy-fuel cutting process (OFC) and torch adjustments, with emphasis on safety.
- 2) Demonstrate the ability to produce sound and discontinuity-free welds with the Shield Metal Arc Welding process (SMAW), in the 1G, 2G, 3G, and 4G positions.
- 3) Demonstrate the ability to produce quality welds in all positions using Gas Metal Arc Welding process (GMAW).
- 4) Demonstrate the ability to produce quality welds in all positions using Gas Tungsten Arc Welding process (GTAW).
- 5) Demonstrate the ability to produce sound and discontinuity-free welds on pipe using both the SMAW and GTAW processes, in the 2G, 5G, and 6G positions.

Interested individuals can locate information regarding SLOs by the following methods:

- Online at <http://www.uamont.edu/pages/uam-college-of-technology-mcgehee/degree-programs/welding/>
- The Welding Technology brochure (Appendix A)
- Individual courses each have specified Student Learning Outcomes. Three examples of Course Syllabi are provided in Appendix B.

2. Describe how your unit's Student Learning Outcomes fit into the mission of the university.

UAM MISSION STATEMENT	WELDING TECHNOLOGY STUDENT LEARNING OUTCOMES
The University of Arkansas at Monticello shares with all universities the commitment to search for truth and understanding through scholastic endeavor.	SLO 1-6: All of the student learning objectives are aimed at preparing students to be successful professionals in welding. The search for truth and understanding are less in a philosophical realm as in disciplines such as social sciences or arts and humanities, but rather as the molding of a competent worker who performs his/her skills and abilities in an ethical manner.
The University seeks to enhance and share knowledge, to preserve and promote the intellectual content of society, and to educate people for critical thought.	SLO 2, SLO3, SLO4, and SLO 5: Welding skills involve not only steady hands-on skills but mathematical expertise also. Proper angles and metal fittings require both ability and critical thought processes.

UAM MISSION STATEMENT	WELDING TECHNOLOGY STUDENT LEARNING OUTCOMES
The University provides learning experiences which enable students to synthesize knowledge communicate effectively, use knowledge and technology with intelligence and responsibility, and act creatively within their own and other cultures.	SLO 1: Emphasis on safety. The students must understand that a safe working environment is paramount in this discipline. Fatalities and injuries have resulted from not understanding or truthfully following safety rules. Improper welds have resulted in structural failures. These failures have resulted in astronomical costs in economic losses, injuries, and fatalities.
The University strives for excellence in all its endeavors. Educational opportunities encompass the liberal arts, basic and applied sciences, selected professions, and vocational/technical preparation. These opportunities are founded in a strong program of general education and are fulfilled through contemporary disciplinary curricula, certification programs, and vocational/technical education or workforce training.	SLO 2, SLO 3, SLO 4, SLO 4, and SLO 5: Without the training in mathematics, MAT 1203 (Technical Mathematics), the students would be unable to perform the required vocational skills. Blueprint Reading is required to enable the students to be competent in recognizing and understanding welding symbols. Welding skills are by nature a vocational/technical skill. The completers will take tests to be become certified. The Welding Technology Program requires that students take general math, communication, and computer courses as outlined in the UAM-CTM program of study.
The University assures opportunities in higher education for both traditional and nontraditional students and strives to provide an environment that fosters individual achievement and personal development.	All of the SLOs apply to this metric. Our student population has been very diverse. Completers have ranged in ages from 17 years to 60+ years. The majority of our learners, but not all, have been male. Also, different races and ethnicities have enrolled and graduated from our program.

3. Provide an analysis of the learning data from your unit. How is this data used as evidence of learning?

The students' performance in the Welding Program uses the classroom setting to measure student comprehension and learning and is measured in a variety of ways that include the following: exam scores, homework scores, quizzes, projects to demonstrate competence in topics covered in class, student attendance, and participation in class. The students' performance in the shop is assessed at the beginning of the semester and reassessed at the end of the semester utilizing actual hands on application. Appendix C depicts actual student welds.

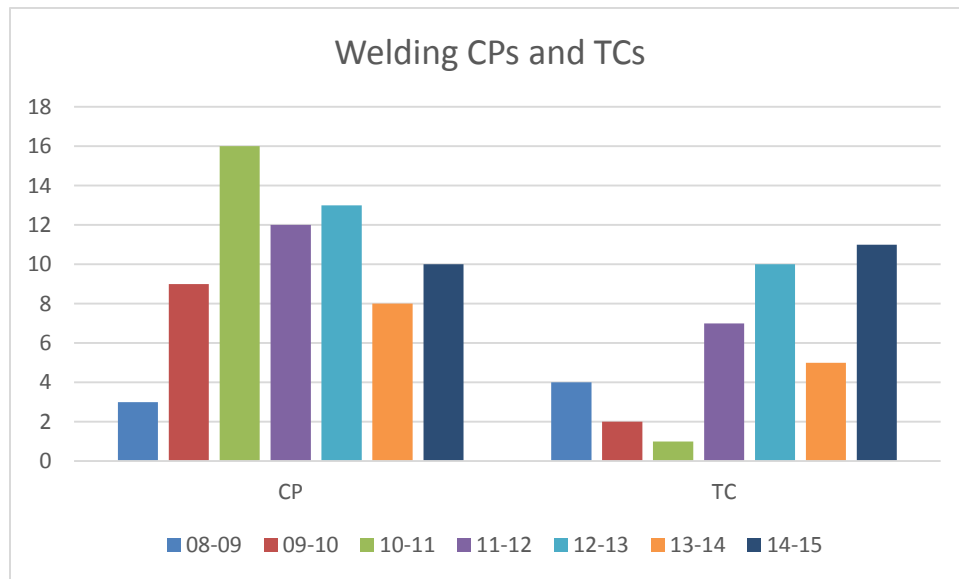
Appendix D depicts the picnic tables that were constructed by the welding department whereas the students were afforded the opportunity to apply the knowledge they gained in the classroom to a real world event. The students drew the blue print, cut all of the metal, and welded all pieces to build the picnic table. This picnic table was donated by the Welding Department to the McGehee Industrial Foundation as a bid item for its annual fundraiser auction.

Data from the UAM - CTM Welding Technology Program is displayed on the University's Gainful Employment Report. The information from this report is listed below and is also an indicator of student learning, as completion of the program indicates that students have successfully completed the requirements of the program. The job placement rate also indicates learning, as successful completion of the program increases the likelihood of obtaining employment in the welding industry.

For School Year	# of Students Graduating	# of Students Completing On-Time	On-Time Graduation Rate	# of Students Employed in Related Field or Continuing Education	Job Placement Rate
2011-2012	7	7	100%	7 grads-3 CE-1 not in Labor Force = 3 eligibles; 1 working in field/3 eligibles = 33%	33%
2012-2013	10	10	100%	10 grads -2 CE = 8 eligibles; 5 working in field/8 eligibles = 63%	63%
2013-2014	5	5	100%	5 grads 0 CE = 5 eligibles; 5 working in field/5 eligibles = 100%	100%
2014-2015	11	11	100%	Data will be collected in January of 2016	N/A

Data from the UAM - CTM Welding Technology Program is displayed on the University's Viability Report. The information from this report is listed below and is also an indicator of student learning as completion of the awards indicates that students have successfully completed the requirements of the program. The Certificate of Proficiency (CP) is awarded after a student successfully completes the first 3 courses for a total of 11 credit hours obtained during the first semester of coursework. The Technical Certificate (TC) is awarded after a student successfully completes all coursework in the program for a total of 37 credit hours.

Award	Degree Code	Status	Program Name	08-09	09-10	10-11	11-12	12-13	13-14	14-15
CP	4905	A	Welding Technology	3	9	16	12	13	8	10
TC	4900	A	Welding Technology	4	2	1	7	10	5	11



4. Based on your analysis of student learning data in question 3, include an explanation of what seems to be improving student learning and what should be revised.

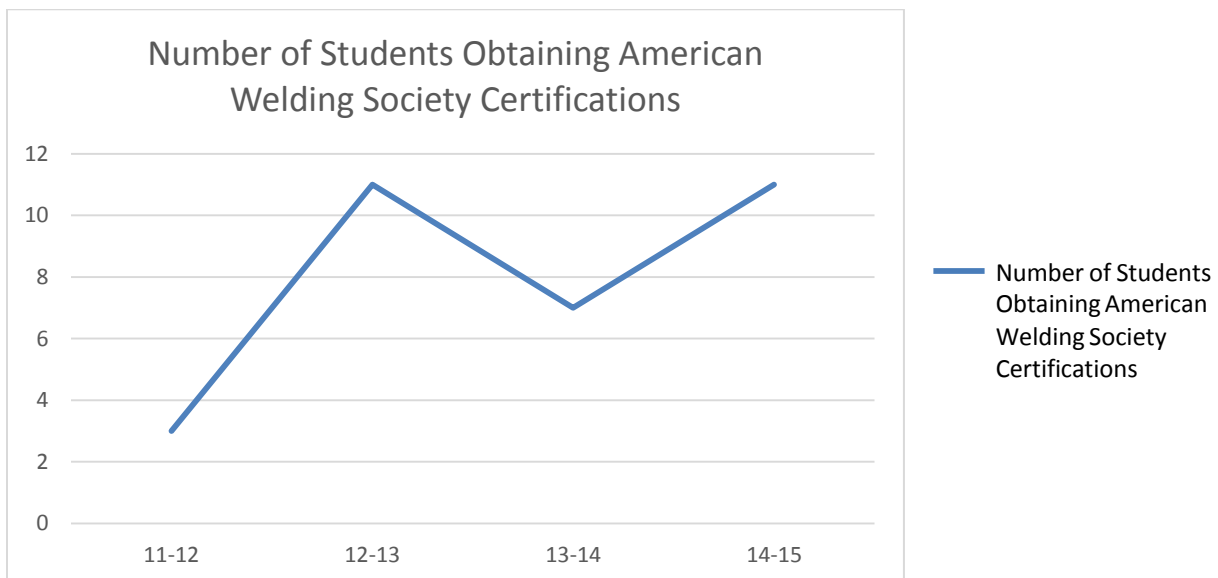
The welding program is designed to measure student learning and understanding of concepts taught in each course. The variety of performance measures limit students' ability to memorize textbook content to earn grades. Methods such as class projects, and completed tasks require students to demonstrate the understanding of the concepts in hands on application in the shop setting. Students are more likely to retain the material if they have the opportunity to put the concepts into action. Working in small groups seems to work better for the students as far as learning the manual techniques. Random questioning of the material helps them to stay on task, and reinforce their knowledge. Appendix E depicts a shop grading system that was incorporated in the fall of 2012 as a measure of performance including safety awareness, appearance, work ethic, attitude, attendance, etc.

5. Other than course level/grades, describe/analyze other data and other sources of data whose results assist your unit to improve student learning.

The students' performance in the shop is assessed utilizing a pretest and a posttest. Both of these tests are conducted utilizing actual hands on application. Appendix C depicts pictures of these pre and posttest results of students' actual welds. Students' posttests clearly demonstrate better understanding of technique and proficiency of their welding skills. Appendix D depicts a picnic table that was constructed by the welding department whereas the students were afforded the opportunity to apply their knowledge gained in the classroom to a real world event. The students had to apply their knowledge in order to successfully create the blue print, cut all of the metal to precision cuts, and welded all pieces to build the picnic table. Each process had to be reviewed and approved by the instructor prior to advancing to the next step of the build. All welds were held to the American Welding Society standards.

Students are given the opportunity to certify their welds through the American Welding Society (AWS) based on the regulations and codes set by AWS standards. (See Appendix F) Students in the welding program are given the opportunity to demonstrate their knowledge gained in the classroom and the shop by certifying with the CWI, Certified Welding Inspector. The number of students earning their certifications each year is depicted in the chart below.

Appendix G depicts welding students holding their certification after being AWS certified. The AWS certification is not a required component of passing the program. These certifications are channels students can utilize by demonstrating the skills they have learned to gain a national certification based on their advanced knowledge.



6. As a result of the review of your student learning data in previous questions, explain what efforts your unit will make to improve student learning over the next assessment period. Be specific indicating when, how often, how much, and by whom these improvements will take place.

By purchasing other equipment such as: four new 180 Diversion Tig Machines, one 212 Mig Machine Auto-set, one 252 Mig Machine, and a new Plasma Cutter. We have reconditioned a four foot sheer press and are currently working on reconditioning a ten foot lathe and vertical milling machine which will make projects easier.

The welding program will continue to improve student learning outcomes by following these standards and continuing to research data on a monthly basis; we will continue to evaluate equipment bi-annually. We will also continue the advisory board meetings each year whereas representatives from local welding businesses and industries meet at UAMCTM to offer ideas and suggestions based on their expertise. (Appendix H)

NCCER has proven to be very viable for developing welding skills; therefore, the welding department will continue its use over the next assessment period. The delivery of this standard of training will improve as the instructor gains more experience in using the NCCER program curriculum to teach the welding students.

An area of improvement the instructor will make is in developing more knowledge and understanding of the diversity of adult learners. Finding a balance of rigor and responsiveness toward students and their needs will be accomplished through self-directed research and reading, through discussions with colleagues and supervisors, and through professional development.

The welding instructor intends to keep the same format and guidelines that he is teaching now -- because it works. In his professional estimation, the reason it works is because students must work with intensity and persistence to successfully complete the steps in the program process, and that completion of those steps produce good welders. The instructor has intentions to look at ways to improve classroom lecture/theory, to include integrating technology such as PowerPoint® presentations and online videos to grab students' attention and keep them engaged through available digital avenues.

7. What new tactics to improve student learning has your unit considered, experimented with, researched, reviewed or put into practice over the past year?

- A more rigorous policy on absenteeism has been implemented and will continue. When students miss classes, it becomes tremendously difficult (if not impossible) to make up the laboratory work. The UAM-CTM unit attendance policy reduces the average by a letter grade on students who miss 12 class hours. If a student's absences reach 30% of the total class hours, he/she will receive an "F" in the course, unless the student withdraws by the allowable date to receive a "W." To further strengthen the positive effects of the policy, this year our part-time Career Coach began alerting students when they had been absent for 10% of the total class hours. In the welding program, as well as in most technical courses, most likely it will be too late to recover from even 15% of missed time, let alone 20%.

- In class projects were incorporated throughout the year including building a side mounted bush hog, built sign post for the public safety officer, and other projects, such as grills, picnic tables for the McGehee Industrial Foundation and the Boys and Girls Club. (Appendix I)

8. How do you ensure shared responsibility for student learning and assessment among students, faculty and other stakeholders?

Ensuring shared responsibility is a continuous activity. Each course has its own syllabus that specifically states what activities must be performed and that breaks down the grading scale and the percent rating of the laboratory, exam/quiz scores, and final exam. Instructors cover the syllabi content and make clear the expectations at the beginning of each semester for each course. Feedback from the students is solicited to ensure that the students know the rules and content of each class.

Students enrolled in the UAM CTM Welding program complete end of semester evaluations of the course, instructor and facilities. These evaluations were compiled by UAM and sent to the individual campuses. A compilation of these evaluations are shared with the instructor by the assistant vice chancellor during the instructor's performance evaluation conference to determine what actions may be taken by the instructor.

The laboratory assignments and written tests are administered for students to demonstrate their understanding of theory through test scores. Their actual welding ability is made evident through the laboratory work and hands-on projects. The instructor reviews the exams and laboratory results to ensure learners are both being taught and assessed for theory and performance – the proof of combined knowledge, skills, and abilities.

The faculty participates in self-evaluations and peer-evaluations. These evaluations allow the faculty to experience another faculty's strategies/methods of facilitating student learning. Peer evaluations are kept in the assistant vice chancellor's files and are shared with the faculty during yearly performance evaluations.

With the assistance of the Advisory Board, the instructor is able to get advice from members of the community of interest. The program of study is reviewed and strategies to improve student learning outcomes are discussed. The instructor has an open-door policy for stakeholders (employers). Business representatives communicate with the instructor openly concerning their needs for personnel and any deficits they may have assessed in the program's graduates.

Our placement rates in the field (evidence of student learning and productive assessment) have improved over the past six years. The Welding Technology Program has developed a very positive reputation in the community and particularly among contractors and industry representatives – both of which are evidences of success with stakeholders.

9. Describe and provide evidence of efforts that your unit is making to recruit/retain/graduate students in your unit/at the University. (A generalized statement such as “we take a personal interest in our students” is not evidence.)

- Efforts for recruitment include the job and career fairs that are supported by UAM Admissions Office and manned by UAM-CTM Student Services Coordinator and the Career Coach. Each instructor is required to document a minimum of 6 recruitment activities per year. This documentation becomes part of his annual evaluation and his performance evaluation reflects negatively or positively in the recruitment section. (Appendix J)
- In a small town such as McGehee, much of the recruitment is word of mouth and personal inquiries from parents and grandparents who know and respect the welding instructor or who have heard of the success of previous graduates.
- UAM-CTM has a part-time Career Coach who works with at-risk students to identify problems that may be inhibiting their academic success. Bad grades, consistent tardiness, and attendance issue are reviewed. The specialist also works with the instructors to determine specific ways to help students through challenging periods within the semester/year.
- Enrollment and retention is strengthened by scheduling the courses in a sequence whereas the student begins the basic courses in the fall semester, progresses to the intermediate courses in the spring semester and ends the program with pipe welding in the summer.
- The Career Pathways Initiative helps parents who are working full-or part-time. The program assists eligible students with gasoline purchases, tuition, books, and child care, and provides tutoring help.
- The Welding Technology instructor serves as an academic advisor to the students. The duties include: enrolling students in classes, performing degree audits, and making sure that the students apply for their degrees and diplomas.
- Also, from time to time, a graduate comes in and tells current students about the money he/she is earning and how the Welding Program has paved the way for them.

Appendix A



To learn more about the UAM
CTM Welding program contact a
member of the staff:

Gary Burt

burtg@uamont.edu

Phone: 870-460-2104

Or visit our website at

<http://www.uamont.edu/McGehee/>

UAM College of Technology-McGehee

Welding **Certificate of Proficiency and** **Technical Certificate**



Financial Assistance

If you wish to pursue a Certificate of Proficiency, Technical Certificate or an Associate of Applied Science in General Technology and you need financial assistance the UAM College of Technology- McGehee (UAM CTM) Student Services program will try to help you find the best program for your needs.

Contact a Student Services representative for information on programs, financial aid and the application process.

UAM CTM Student Services Department
P.O. Box 747
McGehee, AR 71654
Telephone: (870) 222-5360, ext: 2128
Fax: (870) 222-1105

The mission the University of Arkansas at Monticello shares with all universities is the commitment to search for truth and understanding through scholastic endeavor. The University seeks to enhance and share knowledge, to preserve and promote the intellectual content of society, and to educate people for critical thought. The University provides learning experiences that enable students to synthesize knowledge, communicate effectively, use knowledge and technology with intelligence and responsibility, and act creatively within their own and other cultures.

UAM College of Technology-McGehee does not discriminate on the basis of race, color, national origin, sex, age or disability

University of Arkansas at Monticello

College of Technology-McGehee

1609 East Ash

McGehee, AR 71654

Telephone: 870-222-5360

Fax: 870-222-4709

<http://www.uamont.edu/mcgehee/>


Appendix A cont'd

UAM CTM Welding Certificate of Proficiency and Technical Certificate

Do you enjoy working with your hands, creating new structures or repairing existing materials? If so, the UAM CTM Welding program may be for you.

Skilled welders and metal fabricators can get a number of good jobs that pay very well. Large industrial firms need welders to perform maintenance on equipment or work in their manufacturing processes. Welding and metal fabrication companies hire many welders, as well as construction and pipeline contractors. Opportunities also exist for the self-employed welder.

Upon completion of the UAM CTM Welding program, students are eligible to take the American Welding Society Certification exam. This certification can help in getting good jobs at high wages. Our graduates find jobs as oxy-fuel welders, fitters, arc welders, combination welders/fitters, pipe welders, and TIG welders.



The UAM CTM Welding Certificate of Proficiency is available for those students who have one semester of welding courses prior to exiting for employment. Students will have the opportunity to earn American Welding Society certification in accordance with the skill levels developed in the Basic and Arc Welding courses.

Students may earn various American Welding Society certifications in accordance with their developed skill level.

Student Learning Outcomes:

A student successfully completing the UAM CTM Welding program will:

The following is a list of the Student Learning Outcomes for the Welding Technology program: Successful completers of the UAM-CTC Welding Technology Program will be able to:

- 1) Demonstrate proper oxy-fuel cutting process (OFC) and torch adjustments, with emphasis on safety.
- 2) Demonstrate the ability to produce sound and discontinuity-free welds with the Shield Metal Arc Welding process (SMAW), in the 1G, 2G, 3G, and 4G positions.
- 3) Demonstrate the ability to produce quality welds in all positions using Gas Metal Arc Welding process (GMAW).
- 4) Demonstrate the ability to produce quality welds in all positions using Gas Tungsten Arc Welding process (GTAW).
- 5) Demonstrate the ability to produce sound and discontinuity-free welds on pipe using both the SMAW and GTAW processes, in the 2G, 5G, and 6G positions.

UAM CTM Welding Program

WELD 1115 Basic Welding
WELD 1215 SMAW (Shielded Metal Arc Welding)
WELD 1401 Welding Lab I
Exit: Welding CP or continue on to Semester II
WELD 1103 Blueprint Reading
WELD 1315 GTAW (Gas Tungsten Arc Welding)
WELD 1415 GMAW (Gas Metal Arc Welding)
WELD 1501 Welding Lab II
WELD 1513 Pipe Welding
MAT 1203 Tech Mathematics or higher-level mathematics course
COM 1203 Tech Communication or higher-level composition course
CFA 1103 Computer Fundamentals or higher level computer course
Exit: Welding Technical Certificate

Appendix B
UNIVERSITY OF ARKANSAS AT MONTICELLO
COLLEGE OF TECHNOLOGY - MCGEHEE
WELDING DEPARTMENT
BASIC WELDING SYLLABUS
Fall 2014 MTWHF time: 11:30AM-01:30PM

Instructor Name: Gary Burt

Instructor Location of Office: Welding Shop

Instructor Phone: 870-222-5360 ext. 2104

Instructor Email Address: BurtG@uamont.edu

Office Hours: MTW 2:30 pm – 3:30 pm HF 1:30 pm – 3:30 pm

Course Title and Credit Hours: WELD 1115, Basic Welding, 5 credit hours

Textbook: National Center for Construction Education and Research (NCCER); Pearson, Core Curriculum: Introductory Craft Skills (Trainee Guide) 4th Edition , 2009, ISBN # 9780136086376

Program Student Learning Outcomes:

The Student Learning Outcomes for a Welding Technology Technical Certificate are as follows:

- Demonstrate proper oxy-fuel cutting process (OFC), and torch adjustments, with emphasis on safety.
- Demonstrate the ability to produce sound and discontinuity-free welds, with the Shielded Metal Arc process (SMAW) in the 1G, 2G, 3G, and 4G positions.
- Demonstrate the ability to produce quality welds in all positions using the Gas Metal Arc process (GMAW).
- Demonstrate the ability to produce quality welds in all positions using the Gas Tungsten Arc process (GTAW).
- Demonstrate the ability to produce sound and discontinuity-free welds on pipe using both the SMAW and STAW process in the 2G, 5G, and 6G positions.

Course Description:

Presentation of principles of oxy-acetylene cutting, equipment settings, electrode usage and selection, safety procedures and practices, and basic arc welding. NOTE: This course may be transferable toward a limited number of associate and baccalaureate degrees. Contact advisor for information regarding transferability.

Entire program of study must be successfully completed before American Welding Society certificates will be awarded to students by UAM College of Technology McGehee.

Course Student Learning Outcomes:

- Identify basic principles of oxy-acetylene cutting
- Identify basic welding principles
- Safely operate basic weld shop equipment

Prerequisites: NONE

Special policies:

Absences – Regular and prompt attendance is expected of all students and is necessary to maintain acceptable grades. Excessive tardiness or leaving early will be noted by the instructor and will accrue toward absences. Daily attendance will be taken and absences will be reported to the Office of the Registrar.

Smoking – Smoking and using tobacco products are prohibited on any UAM property.

Cell Phones – USE OF A CELL PHONE DURING A TEST WILL RESULT IN THE TEST BEING TAKEN UP AND A GRADE OF 0 (ZERO) BEING RECORDED. CELL PHONES WILL NOT BE ALLOWED IN SHOP AT ANY TIME.

Students with disabilities:

It is the policy of the University of Arkansas at Monticello to accommodate individuals with disabilities pursuant to federal law and the University's commitment to equal educational opportunities. It is the responsibility of the student to inform the instructor of any necessary accommodations at the beginning of the course. Any student requiring accommodations should contact the Office of Special Student Services located in McGehee: Office of Special Student Services representative on campus; phone 870 222-5360; fax 870 222-1105.

Student conduct statement:

Students at the University of Arkansas at Monticello are expected to conduct themselves appropriately, keeping in mind that they are subject to the laws of the community and standards of society. The student must not conduct him/herself in a manner that disrupts the academic community or breaches the freedom of other students to progress academically.

Academic dishonesty:

1. Cheating: Students shall not give, receive, offer, or solicit information on examinations, quizzes, etc. This includes but is not limited to the following classes of dishonesty:
 - a. Copying from another student's paper;
 - b. Use during the examination of prepared materials, notes, or texts other than those specifically permitted by the instructor;
 - c. Collaboration with another student during the examination;
 - d. Buying, selling, stealing, soliciting, or transmitting an examination or any material purported to be the unreleased contents of coming examinations or the use of any such material;
 - e. Substituting for another person during an examination or allowing such substitutions for oneself.
2. Collusion: Collusion is defined as obtaining from another party, without specific approval in advance by the instructor, assistance in the production of work offered for credit to the extent that the work reflects the ideas of the party consulted rather than those of the person whose name is on the work submitted.
3. Duplicity: Duplicity is defined as offering for credit identical or substantially unchanged work in two or more courses, without specific advanced approval of the instructors involved.
4. Plagiarism: Plagiarism is defined as adopting and reproducing as one's own, to appropriate to one's use, and to incorporate in one's own work without acknowledgement of the ideas or passages from the writings or works of others.

For any instance of academic dishonesty that is discovered by the instructor, whether the dishonesty is found to be cheating, collusion, duplicity, or plagiarism, the result for the student(s) involved will be a grade of zero (0) on the assignment/test.

Course Goals and Objectives:

Cover the history of welding, safety procedures, joint design, and all aspects of the setup, cutting operations, and all safety procedures related to cutting steel.

Outline: Subject to change

- | Week | |
|------|------------------------------------|
| 1 | Welding Safety |
| 2 | Striking and sustaining a weld arc |

- 3,4,5 Depositing a continuous bead
- 6&7 Flat position welding
- 8&9 Horizontal position welding
- 10&11 Vertical position welding
- 12&13 Overhead position welding
- 14&15 Joint design and welding terms

Assignments:

Assignments and tests will be scheduled at the discretion of the instructor. Assignments not turned in when due will be penalized 10%. If a student misses an assignment, he/she will have one (1) week from the time the assignment was due to complete the assignment for grading purposes. After one week a grade of "0" may be assigned.

Tests:

Any missed test must be made up within one week and there will be a 10% penalty on all tests not taken at the assigned time. The student is responsible for contacting the instructor to make arrangements to make up test during the instructor's offices hours. If the student fails to make up the test in accordance to the instructor's schedule in the allotted time, he/she will receive a grade of "0" on the test.

Grading Scale:

- A.....100% - 90%
- B.....89% - 80%
- C.....79% - 70%
- D.....69% - 60%
- F.....59% and below

Course EVALUATION: Student grades are calculated according to the following scale:

- 60% Performance
- 20% Chapter test
- 20% Final exam

FALL 2014

CALENDAR OF EVENTS

- August 20 (Wed) – First day of classes. Admission application deadline.
- August 22 (Fri) – Last day to register or add classes.
- September 1 (Mon) – Labor Day Holiday. Offices and classes closed.
- September 6 (Sat) – Parent/Family Appreciation Day.
- October 3 (Fri) – Deadline to apply for May graduation.
- October 11 (Sat) – Homecoming
- October 29 (Wed) – Last day to drop a class or withdraw from the term. Grade(s) will be W.
- November 3 (Mon) - Preregistration for Spring 2015 begins.
- November 14 (Fri) - Preregistration for Spring 2015 ends.
- November 26 (Wed) - Classes closed.
- November 27-28 (Thurs-Fri) - Thanksgiving Holiday. Offices and classes closed.
- December 5 (Fri) - Last day of classes.
- December 8-12 (Mon-Fri) - Final exam period.
- December 17 (Wed) - Fall conferral of degrees.



**JAM College of Technology McGehee
Fall 2014**



Final Exam Schedule

Late afternoon and evening classes which meet once per week will have their final examination during their normal class time during the final exam week. Other finals are scheduled as follows:

Class meets:

Final Exam Time:

Monday, December 8

MW 8:10 am.	8:00 - 10:00
MW 11:10 am.....	10:30 - 12:30
MW 1:40 pm.	1:30 - 3:30
MW 4:00 pm	4:00 - 6:00

Tuesday, December 9

TH 8:10 am.....	8:00 - 10:00
TH 9:40 am.....	10:30 - 12:30
TH 3:10 pm.....	1:30 - 3:30
TH 5:00 pm.....	5:00 - 7:00

Wednesday, December 10

All sections MATH 183 and 1043.....	8:00 - 10:00
MW 9:40 am.....	10:30 - 12:30
MW 3:10 pm.....	1:30 - 3:30
MW 5:00 pm or 5:40 pm.....	5:00 - 7:00

Thursday, December 11

All sections MATH 143.....	8:00 - 10:00
TH 11:10 am or 12:00 pm.....	10:30 - 12:30
TH 1:40 pm.....	1:30 - 3:30

SAFETY:

Safety is expected at all times in all aspects. Due to the hazard created, no student may wear exposed jewelry. Any student committing any blatant unsafe act will receive (1) disciplinary per unsafe act. The weld shop is not a place to horseplay or play practical jokes with any source of any shop or welding equipment. An unsafe act can cause serious injury or death; therefore any unsafe act will be swiftly corrected. Student will be required to leave the shop and receive a zero for class that day.

DISCIPLINARY FORMS:

Disciplinary forms will be written for any infraction at the discretion of the instructor or assistant instructor.

TARDINESS:

Tardiness and absenteeism is not acceptable. Every hour of every student will be accounted for. If a student misses (12) hours, in any one class, the student's grade will be dropped (1) letter grade for that class. (1) Letter grade will be dropped for every (6) hours missed thereafter in any one class. Therefore, an "A" student that misses (30) hours will receive an "F" for any (1) class.

SHOP PERFORMANCE:

Shop performance includes topics such as: proper dress, good attitude, good work ethic, and the ability to work with others. This aspect of the weld shop is very important because it accounts for 60% of each student's grade. Each student is also required to have obtained at least (1) certification per semester before he or she can be considered an "A" student or receive the title of welder.

DRESS CODE:

All students will wear proper work attire when starting class daily. Each student will be dressed appropriately for shop work. Proper attire for shop work is listed below:

- A) Steel toe boots
- B) Cotton pant (no cuffs, rips, or tears)
- C) Cotton shirt (long or short sleeve), (no cuffs, rips, or tears)
- D) Gloves and safety glasses required when working in the weld shop or outside of work safe zone

Some supplies will be available for purchase in the bookstore. Students must have all required items on the following lists by Friday, August 22.

REQUIRED WELDING SUPPLIES

1. Safety glasses
2. Welding gloves
3. Work gloves
4. Tip cleaners
5. Striker
6. Rod bucket
7. Cutting goggles
8. Welding sleeves
9. Soapstone holder
10. Steel toe boots
11. Tape measure
12. Welding hood
13. Combination lock
14. Dewalt 4" Grinder

NOTE: "SAGGING" is absolutely prohibited! If a student is "SAGGING" inside of the weld shop you will be asked to correct your apparel. If a student does not comply you will be asked to leave the weld shop and a disciplinary form will be issued and filed. You will be required to be dressed according to code before you are allowed to enter the weld shop again. If you receive (3) disciplinary forms for "SAGGING" your grade will be dropped (1) letter grade. You will be dropped (1) letter grade for every "SAGGING" violation thereafter. Therefore, an "A" student will receive an "F" for (6) disciplinary forms due to "SAGGING" violations.

Appendix B
UNIVERSITY OF ARKANSAS AT MONTICELLO
COLLEGE OF TECHNOLOGY - MCGEHEE
WELDING DEPARTMENT
SMAW SYLLABUS
Fall 2014 MTWHF Time: 09:10AM-11:00AM

Instructor Name: Gary Burt

Instructor Location of Office: Welding Shop

Instructor Phone: 870-222-5360 ext. 2104

Instructor Email Address: BurtG@uamont.edu

Office Hours: MTW 2:30 pm – 3:30 pm HF 1:30 pm – 3:30 pm

Course Title and Credit Hours: WELD 1215, SMAW, 5 credit hours

Textbook: National Center for Construction Education and Research (NCCER); Pearson, Welding Level I; 4th Edition , ISBN # 9780136099673

Program Student Learning Outcomes:

The Student Learning Outcomes for a Welding Technology Technical Certificate are as follows:

- Demonstrate proper oxy-fuel cutting process (OFC), and torch adjustments, with emphasis on safety.
- Demonstrate the ability to produce sound and discontinuity-free welds, with the Shielded Metal Arc process (SMAW) in the 1G, 2G, 3G, and 4G positions.
- Demonstrate the ability to produce quality welds in all positions using the Gas Metal Arc process (GMAW).
- Demonstrate the ability to produce quality welds in all positions using the Gas Tungsten Arc process (GTAW).
- Demonstrate the ability to produce sound and discontinuity-free welds on pipe using both the SMAW and STAW process in the 2G, 5G, and 6G positions.

Course Description:

Students will receive instruction and practice in all position welding and welding qualification test requirements. NOTE: This course may be transferable toward a limited number of associate and baccalaureate degrees. Contact advisor for information regarding transferability.

Course Student Learning Outcomes:

- Identify basic principles of oxy-acetylene cutting
- Identify basic welding principles
- Safely operate basic weld shop equipment

Prerequisites: NONE

Special policies:

Absences – Regular and prompt attendance is expected of all students and is necessary to maintain acceptable grades. Excessive tardiness or leaving early will be noted by the instructor and will accrue toward absences. Daily attendance will be taken and absences will be reported to the Office of the Registrar.

Smoking – Smoking and using tobacco products are prohibited on any UAM property.

Cell Phones – USE OF A CELL PHONE DURING A TEST WILL RESULT IN THE TEST BEING TAKEN UP AND A GRADE OF 0 (ZERO) BEING RECORDED. CELL PHONES WILL NOT BE ALLOWED IN SHOP AT ANY TIME.

Students with disabilities:

It is the policy of the University of Arkansas at Monticello to accommodate individuals with disabilities pursuant to federal law and the University's commitment to equal educational opportunities. It is the responsibility of the student to inform the instructor of any necessary accommodations at the beginning of the course. Any student requiring accommodations should contact the Office of Special Student Services located in McGehee: Office of Special Student Services representative on campus; phone 870 222-5360; fax 870 222-1105.

Student conduct statement:

Students at the University of Arkansas at Monticello are expected to conduct themselves appropriately, keeping in mind that they are subject to the laws of the community and standards of society. The student must not conduct him/herself in a manner that disrupts the academic community or breaches the freedom of other students to progress academically.

Academic dishonesty:

1. Cheating: Students shall not give, receive, offer, or solicit information on examinations, quizzes, etc. This includes but is not limited to the following classes of dishonesty:
 - a. Copying from another student's paper;
 - b. Use during the examination of prepared materials, notes, or texts other than those specifically permitted by the instructor;
 - c. Collaboration with another student during the examination;
 - d. Buying, selling, stealing, soliciting, or transmitting an examination or any material purported to be the unreleased contents of coming examinations or the use of any such material;
 - e. Substituting for another person during an examination or allowing such substitutions for oneself.
2. Collusion: Collusion is defined as obtaining from another party, without specific approval in advance by the instructor, assistance in the production of work offered for credit to the extent that the work reflects the ideas of the party consulted rather than those of the person whose name is on the work submitted.
3. Duplicity: Duplicity is defined as offering for credit identical or substantially unchanged work in two or more courses, without specific advanced approval of the instructors involved.
4. Plagiarism: Plagiarism is defined as adopting and reproducing as one's own, to appropriate to one's use, and to incorporate in one's own work without acknowledgement the ideas or passages from the writings or works of others.

For any instance of academic dishonesty that is discovered by the instructor, whether the dishonesty is found to be cheating, collusion, duplicity, or plagiarism, the result for the student(s) involved will be a grade of zero (0) on the assignment/test.

Course Goals and Objectives:

Cover the history of welding, safety procedures, joint design, and all aspects of the setup, cutting operations, and all safety procedures related to cutting steel.

Outline: Subject to change

Week	
3	Welding Safety
4	Striking and sustaining a weld arc
3,4,5	Depositing a continuous bead
6&7	Flat position welding
8&9	Horizontal position welding
10&11	Vertical position welding
12&13	Overhead position welding
14&15	Joint design and welding terms

Assignments:

Assignments and tests will be scheduled at the discretion of the instructor. Assignments not turned in when due will be penalized 10%. If a student misses an assignment, he/she will have one (1) week from the time the assignment was due to complete the assignment for grading purposes. After one week a grade of "0" may be assigned.

Tests:

Any missed test must be made up within one week and there will be a 10% penalty on all tests not taken at the assigned time. The student is responsible for contacting the instructor to make arrangements to make up test during the instructor's offices hours. If the student fails to make up the test in accordance to the instructor's schedule in the allotted time, he/she will receive a grade of "0" on the test.

Course EVALUATION: Student grades are calculated according to the following scale:

60% Performance
20% Chapter test
20% Final exam

Grading Scale:

A.....	100%	- 90%
B.....	89%	- 80%
C.....	79%	- 70%
D.....	69%	- 60%
F.....	59%	and below

FALL 2014**CALENDAR OF EVENTS**

August 20 (Wed) – First day of classes. Admission application deadline.
 August 22 (Fri) – Last day to register or add classes.
 September 1 (Mon) – Labor Day Holiday. Offices and classes closed.
 September 6 (Sat) – Parent/Family Appreciation Day.
 October 3 (Fri) – Deadline to apply for May graduation.
 October 11 (Sat) – Homecoming
 October 29 (Wed) – Last day to drop a class or withdraw from the term. Grade(s) will be W.
 November 3 (Mon) - Preregistration for Spring 2015 begins.
 November 14 (Fri) - Preregistration for Spring 2015 ends.
 November 26 (Wed) - Classes closed.
 November 27-28 (Thurs-Fri) - Thanksgiving Holiday. Offices and classes closed.
 December 5 (Fri) - Last day of classes.
 December 8-12 (Mon-Fri) - Final exam period.
 December 17 (Wed) - Fall conferral of degrees.



**JAM College of Technology McGehee
Fall 2014**



Final Exam Schedule

Late afternoon and evening classes which meet once per week will have their final examination during their normal class time during the final exam week. Other finals are scheduled as follows:

Class meets:

Final Exam Time:

Monday, December 8

MW 8:10 am.	8:00 - 10:00
MW 11:10 am.....	10:30 - 12:30
MW 1:40 pm.	1:30 - 3:30
MW 4:00 pm	4:00 - 6:00

Tuesday, December 9

TH 8:10 am.....	8:00 - 10:00
TH 9:40 am.....	10:30 - 12:30
TH 3:10 pm.....	1:30 - 3:30
TH 5:00 pm.....	5:00 - 7:00

Wednesday, December 10

All sections MATH 183 and 1043.....	8:00 - 10:00
MW 9:40 am.....	10:30 - 12:30
MW 3:10 pm.....	1:30 - 3:30
MW 5:00 pm or 5:40 pm.....	5:00 - 7:00

Thursday, December 11

All sections MATH 143.....	8:00 - 10:00
TH 11:10 am or 12:00 pm.....	10:30 - 12:30
TH 1:40 pm.....	1:30 - 3:30

SAFETY:

Safety is expected at all times in all aspects. Due to the hazard created, no student may wear exposed jewelry. Any student committing any blatant unsafe act will receive (1) disciplinary per unsafe act. The weld shop is not a place to horseplay or play practical jokes with any source of any shop or welding equipment. An unsafe act can cause serious injury or death; therefore any unsafe act will be swiftly corrected. Student will be required to leave the shop and receive a zero for class that day.

DISCIPLINARY FORMS:

Disciplinary forms will be written for any infraction at the discretion of the instructor or assistant instructor.

TARDINESS:

Tardiness and absenteeism is not acceptable. Every hour of every student will be accounted for. If a student misses (12) hours, in any one class, the student's grade will be dropped (1) letter grade for that class. (1) Letter grade will be dropped for every (6) hours missed thereafter in any one class. Therefore, an "A" student that misses (30) hours will receive an "F" for any (1) class.

SHOP PERFORMANCE:

Shop performance includes topics such as: proper dress, good attitude, good work ethic, and the ability to work with others. This aspect of the weld shop is very important because it accounts for 60% of each student's grade. Each student is also required to have obtained at least (1) certification per semester before he or she can be considered an "A" student or receive the title of welder.

DRESS CODE:

All students will wear proper work attire when starting class daily. Each student will be dressed appropriately for shop work. Proper attire for shop work is listed below:

- A) Steel toe boots
- B) Cotton pant (no cuffs, rips, or tears)
- C) Cotton shirt (long or short sleeve), (no cuffs, rips, or tears)
- D) Gloves and safety glasses required when working in the weld shop or outside of work safe zone

Some supplies will be available for purchase in the bookstore. Students must have all required items on the following lists by Friday, August 22.

REQUIRED WELDING SUPPLIES

1. Safety glasses
2. Welding gloves
3. Work gloves
4. Tip cleaners
5. Striker
6. Rod bucket
7. Cutting goggles
8. Welding sleeves
9. Soapstone holder
10. Steel toe boots
11. Tape measure
12. Welding hood
13. Combination lock
14. Dewalt 4 inch grinder

NOTE: "SAGGING" is absolutely prohibited! If a student is "SAGGING" inside of the weld shop you will be asked to correct your apparel. If a student does not comply you will be asked to leave the weld shop and a disciplinary form will be issued and filed. You will be required to be dressed according to code before you are allowed to enter the weld shop again. If you receive (3) disciplinary forms for "SAGGING" your grade will be dropped (1) letter grade. You will be dropped (1) letter grade for every "SAGGING" violation thereafter. Therefore, an "A" student will receive an "F" for (6) disciplinary forms due to "SAGGING" violations.

Appendix B
UNIVERSITY OF ARKANSAS AT MONTICELLO
COLLEGE OF TECHNOLOGY - MCGEHEE
WELDING DEPARTMENT
BLUEPRINT READING SYLLABUS
Fall 2014 MTW 1:40-2:30 p.m.

Instructor Name: Gary Burt

Instructor Location of Office: Welding Shop

Instructor Phone: 870-222-5360 ext. 2104

Instructor Email Address: BurtG@uamont.edu

Office Hours: MTW 2:30 pm – 3:30 pm HF 1:30 pm – 3:30 pm

Course Title and Credit Hours: WELD 1103, Blueprint Reading, 3 credit hours

Textbook: National Center for Construction Education and Research (NCCER); Pearson, Welding Level II 4th Edition;
ISBN # 9780136099703

Program Student Learning Outcomes:

The Student Learning Outcomes for a Welding Technology Technical Certificate are as follows:

- Demonstrate proper oxy-fuel cutting process (OFC), and torch adjustments, with emphasis on safety.
- Demonstrate the ability to produce sound and discontinuity-free welds, with the Shielded Metal Arc process (SMAW) in the 1G, 2G, 3G, and 4G positions.
- Demonstrate the ability to produce quality welds in all positions using the Gas Metal Arc process (GMAW).
- Demonstrate the ability to produce quality welds in all positions using the Gas Tungsten Arc process (GTAW).
- Demonstrate the ability to produce sound and discontinuity-free welds on pipe using both the SMAW and STAW process in the 2G, 5G, and 6G positions.

Course Description:

An introduction to all facets of reading and interpreting weld prints in accordance with American Welding Society (AWS) terminology. The course also introduces basic welding metallurgy, nondestructive examination symbols and coverage of geometric dimensioning and tolerancing. NOTE: This course may be transferable toward a limited number of associate and baccalaureate degrees. Contact advisor for information regarding transferability

Course Student Learning Outcomes:

- Identify basic weld symbols
- Decipher and sketch a basic blueprint

Prerequisites: NONE

Special policies:

Absences – Regular and prompt attendance is expected of all students and is necessary to maintain acceptable grades. Excessive tardiness or leaving early will be noted by the instructor and will accrue toward absences. Daily attendance will be taken and absences will be reported to the Office of the Registrar.

Smoking – Smoking and using tobacco products are prohibited on any UAM property.

Cell Phones – USE OF A CELL PHONE DURING A TEST WILL RESULT IN THE TEST BEING TAKEN UP AND A GRADE OF 0 (ZERO) BEING RECORDED. CELL PHONES WILL NOT BE ALLOWED IN SHOP AT ANY TIME.

Students with disabilities:

It is the policy of the University of Arkansas at Monticello to accommodate individuals with disabilities pursuant to federal law and the University's commitment to equal educational opportunities. It is the responsibility of the student to inform the instructor of any necessary accommodations at the beginning of the course. Any student requiring accommodations should contact the Office of Special Student Services located in McGehee: Office of Special Student Services representative on campus; phone 870 222-5360; fax 870 222-1105.

Student conduct statement:

Students at the University of Arkansas at Monticello are expected to conduct themselves appropriately, keeping in mind that they are subject to the laws of the community and standards of society. The student must not conduct him/herself in a manner that disrupts the academic community or breaches the freedom of other students to progress academically.

Academic dishonesty:

1. Cheating: Students shall not give, receive, offer, or solicit information on examinations, quizzes, etc. This includes but is not limited to the following classes of dishonesty:
 - a. Copying from another student's paper;
 - b. Use during the examination of prepared materials, notes, or texts other than those specifically permitted by the instructor;
 - c. Collaboration with another student during the examination;
 - d. Buying, selling, stealing, soliciting, or transmitting an examination or any material purported to be the unreleased contents of coming examinations or the use of any such material;
 - e. Substituting for another person during an examination or allowing such substitutions for oneself.
2. Collusion: Collusion is defined as obtaining from another party, without specific approval in advance by the instructor, assistance in the production of work offered for credit to the extent that the work reflects the ideas of the party consulted rather than those of the person whose name is on the work submitted.
3. Duplicity: Duplicity is defined as offering for credit identical or substantially unchanged work in two or more courses, without specific advanced approval of the instructors involved.
4. Plagiarism: Plagiarism is defined as adopting and reproducing as one's own, to appropriate to one's use, and to incorporate in one's own work without acknowledgement the ideas or passages from the writings or works of others.

For any instance of academic dishonesty that is discovered by the instructor, whether the dishonesty is found to be cheating, collusion, duplicity, or plagiarism, the result for the student(s) involved will be a grade of zero (0) on the assignment/test.

Course Goals and Objectives:

Cover the history of welding, safety procedures, joint design, and all aspects of the setup, cutting operations, and all safety procedures related to cutting steel.

Outline: Subject to change

Week	
5	Basic lines and views
6	Sketching
3- 6	Notes and specifications
7- 9	Dimensions
10-15	Preparing a bill of materials

Assignments:

Assignments and tests will be scheduled at the discretion of the instructor. Assignments not turned in when due will

be penalized 10%. If a student misses an assignment, he/she will have one (1) week from the time the assignment was due to complete the assignment for grading purposes. After one week a grade of "0" may be assigned.

Tests:

Any missed test must be made up within one week and there will be a 10% penalty on all tests not taken at the assigned time. The student is responsible for contacting the instructor to make arrangements to make up test during the instructor's offices hours. If the student fails to make up the test in accordance to the instructor's schedule in the allotted time, he/she will receive a grade of "0" on the test.

Course EVALUATION: Student grades are calculated according to the following scale:

- 60% Performance
- 20% Chapter test
- 20% Final exam

Grading Scale:

- A.....100% - 90%
- B.....89% - 80%
- C.....79% - 70%
- D.....69% - 60%
- F.....59% and below

FALL 2014

CALENDAR OF EVENTS

- August 20 (Wed) – First day of classes. Admission application deadline.
- August 22 (Fri) – Last day to register or add classes.
- September 1 (Mon) – Labor Day Holiday. Offices and classes closed.
- September 6 (Sat) – Parent/Family Appreciation Day.
- October 3 (Fri) – Deadline to apply for May graduation.
- October 11 (Sat) – Homecoming
- October 29 (Wed) – Last day to drop a class or withdraw from the term. Grade(s) will be W.
- November 3 (Mon) - Preregistration for Spring 2015 begins.
- November 14 (Fri) - Preregistration for Spring 2015 ends.
- November 26 (Wed) - Classes closed.
- November 27-28 (Thurs-Fri) - Thanksgiving Holiday. Offices and classes closed.
- December 5 (Fri) - Last day of classes.
- December 8-12 (Mon-Fri) - Final exam period.
- December 17 (Wed) - Fall conferral of degrees.



**UAM College of Technology McGehee
Fall 2014**



Final Exam Schedule

Late afternoon and evening classes which meet once per week will have their final examination during their normal class time during the final exam week. Other finals are scheduled as follows:

Class meets:

Final Exam Time:

Monday, December 8

MW 8:10 am.	8:00 - 10:00
MW 11:10 am.....	10:30 - 12:30
MW 1:40 pm.	1:30 - 3:30
MW 4:00 pm	4:00 - 6:00

Tuesday, December 9

TH 8:10 am.....	8:00 - 10:00
TH 9:40 am.....	10:30 - 12:30
TH 3:10 pm.....	1:30 - 3:30
TH 5:00 pm.....	5:00 - 7:00

Wednesday, December 10

All sections MATH 183 and 1043.....	8:00 - 10:00
MW 9:40 am.....	10:30 - 12:30
MW 3:10 pm.....	1:30 - 3:30
MW 5:00 pm or 5:40 pm.....	5:00 - 7:00

Thursday, December 11

All sections MATH 143.....	8:00 - 10:00
TH 11:10 am or 12:00 pm.....	10:30 - 12:30
TH 1:40 pm.....	1:30 - 3:30

SAFETY:

Safety is expected at all times in all aspects. Due to the hazard created, no student may wear exposed jewelry. Any student committing any blatant unsafe act will receive (1) disciplinary per unsafe act. The weld shop is not a place to horseplay or play practical jokes with any source of any shop or welding equipment. An unsafe act can cause serious injury or death; therefore any unsafe act will be swiftly corrected. Student will be required to leave the shop and receive a zero for class that day.

DISCIPLINARY FORMS:

Disciplinary forms will be written for any infraction at the discretion of the instructor or assistant instructor.

TARDINESS:

Tardiness and absenteeism is not acceptable. Every hour of every student will be accounted for. If a student misses (12) hours, in any one class, the student's grade will be dropped (1) letter grade for that class. (1) Letter grade will be dropped for every (6) hours missed thereafter in any one class. Therefore, an "A" student that misses (30) hours will receive an "F" for any (1) class.

SHOP PERFORMANCE:

Shop performance includes topics such as: proper dress, good attitude, good work ethic, and the ability to work with others. This aspect of the weld shop is very important because it accounts for 60% of each student's grade. Each student is also required to have obtained at least (1) certification per semester before he or she can be considered an "A" student or receive the title of welder.

DRESS CODE:

All students will wear proper work attire when starting class daily. Each student will be dressed appropriately for shop work. Proper attire for shop work is listed below:

- A) Steel toe boots
- B) Cotton pant (no cuffs, rips, or tears)
- C) Cotton shirt (long or short sleeve), (no cuffs, rips, or tears)
- D) Gloves and safety glasses required when working in the weld shop or outside of work safe zone


Some supplies will be available for purchase in the bookstore. Students must have all required items on the following lists by Friday, August 22.

REQUIRED WELDING SUPPLIES

1. Safety glasses
2. Welding gloves
3. Work gloves
4. Tip cleaners
5. Striker
6. Rod bucket
7. Cutting goggles
8. Welding sleeves
9. Soapstone holder
10. Steel toe boots
11. Tape measure
12. Welding hood
13. Combination lock

NOTE: "SAGGING" is absolutely prohibited! If a student is "SAGGING" inside of the weld shop you will be asked to correct your apparel. If a student does not comply you will be asked to leave the weld shop and a disciplinary form will be issued and filed. You will be required to be dressed according to code before you are allowed to enter the weld shop again. If you receive (3) disciplinary forms for "SAGGING" your grade will be dropped (1) letter grade. You will be dropped (1) letter grade for every "SAGGING" violation thereafter. Therefore, an "A" student will receive an "F" for (6) disciplinary forms due to "SAGGING" violations.

Appendix C



Appendix C

Pre Test



Post Test



Appendix D



Appendix E

Welding Rubric Type of Weld/Project: _____ Student's Name: _____ Date: _____

Characteristics	Exceptional	Advanced	Proficient	Basic	Below Basic or Unacceptable 0-1 Point	Points Earned
	5 Points	4 Points	3 Points	2 Points		
Slag:	100% removed. All slag chipped. Weld bead is clean.	Bead is clean; has been chipped and wire brushed.	Bead is somewhat clean. Minimal slag at the edges of the bead.	Bead needs major chipping and brushing.	Shows little care about quality.	
Weld Width & Height:	100% uniform width and thickness throughout the entire length of each weld.	Bead is uniform width all along the length of each weld. Has a smooth appearance.	Bead maintains width and length. Shows some small blemishes along the weld.	Not a uniform thickness throughout the weld. Thickness goes to extremes.	Weld is cut off in places; not uniform along the weld. Shows bare spots.	
Appearance:	100% smooth with uniform dense ripples; doesn't show the bead traveling too fast or slow.	Weld shows a constant speed and uniformity the entire length.	Weld shows a constant speed with some blemishes that are minimal.	Weld shows definite areas of speeding up and slowing down. Ripples tend to be coarse.	Weld has been done too fast or too slow. Weld is not complete. Impurities are trapped in the weld.	
Face of Bead:	100% convex; free of voids and high spots, shows uniformity throughout the bead.	Has a nice rounded look. Is not overly high or low. Bead covers a wide area of each weld.	Bead is well rounded; mostly uniform over the length of the weld. Shows some high spots and low spots.	Bead shows many high and low areas. Total lack of uniformity throughout the weld.	Weld does not blend into one single bead.	
Edge of Bead:	100% good fusion; no overlapping or undercutting.	Sides and edges are smooth blending into each weld. Undercutting kept to a minimum. Weld does not float on surface.	Moderately smooth blending. Undercutting and float are present. Strength of the weld is still strong.	Float and undercut are very apparent. Weld lacks strength and flow.	Metal is burned through. Weld has no connection to metal.	
Beginning and Ending Full Size:	100% crater well filled.	End of each weld is complete; the line does not taper off.	Weld ending is full but shows some tapering and a crater present.	Crater distinctly present at the end of the bead.	Metal is burned through at the end.	
Surrounding Plate/Pipe:	100% welding surface free of spatter.	Spatter is kept to a minimum.	Some spatter is present but not displeasing.	Spatter is in large amounts.	Splatter takes away from the integrity of the weld.	
Penetration:	100% complete without burn through.	Weld penetrates deeply into the metal and adds strength and fusion to the edges and depth.	Weld penetrates deeply but does not re-surface through the bottom of jointed welds.	Weld is uneven in depth; lacks uniformity along weld length.	Weld floats on top of the metal; has no strength.	
				Total Points Earned		
				Divided by total points possible (40) =		%

Appendix F

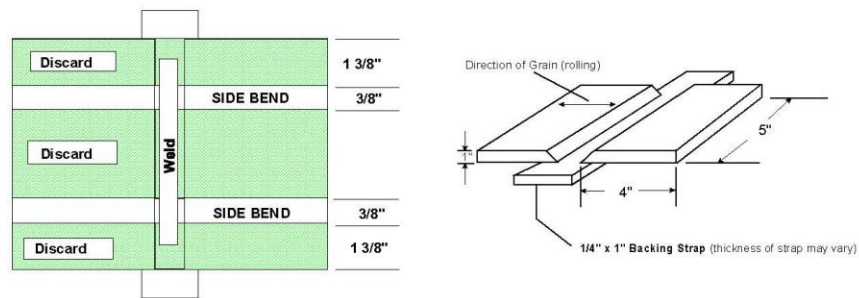
AWS Structural Welder Qualification Test

National Certification

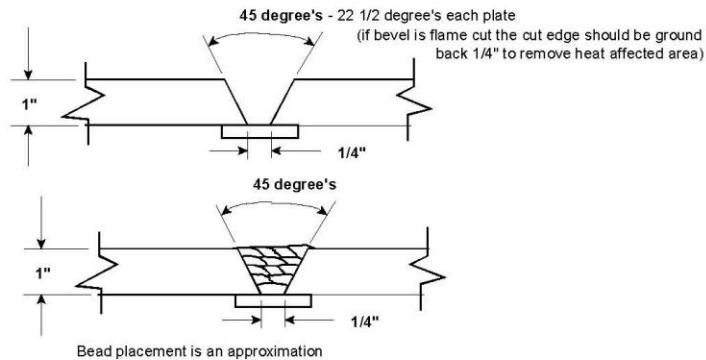
Test #: D1-SM-F4-P-A-U

SMAW - E7018

1" Unlimited Thickness Test (Two positions: 3G - vertical & 4G - overhead)



- Fill shall consist of stringer beads, the number of beads and placement shown is approximate. (Stringer bead width shall be 2 to 3 times the diameter of the electrode).
Example: 1/8" E7018, maximum bead width=3/8"
- Root pass may be done with 3/32" or 1/8" E7018 electrode.
- Fill and cover passes may be done with 1/8 or 5/32" E7018 electrode.
- Grinding allowed (except on cover passes)
- 1 hour and 30 minute time limit per position.



Appendix G (AWS Certification picture)

PHOTO CAPTION OFFICE OF MEDIA SERVICES UNIVERSITY OF ARKANSAS AT MONTICELLO
Contact: Jim Brewer (870) 460-1074; E-Mail: brewer@uamont.edu Find us on Facebook at “UAM News” RSS Feed:

[feed:https://www.facebook.com/feeds/page.php?format=atom10&id=116937471716513](https://www.facebook.com/feeds/page.php?format=atom10&id=116937471716513)

11 Welding Students Receive AWS Certification (7/8/13)

These welding students at the UAM College of Technology-McGehee were recently certified by the American Welding Society. AWS certification is required for many welding positions in manufacturing operations. The students were required to perform a weld under supervision that was tested by an AWS inspector to ensure the weld conformed to AWS code. The welding technology program at the McGehee campus begins in August and includes blueprint reading, basic welding, shielded metal arc welding and continues through the spring and summer terms. Pictured from left are Sharon Cantrell, assistant vice chancellor, Gary Burt, welding instructor, Franklin Cokeley, Jr., Ray Brown, Terrance Brown, Tyree Harris, Jaland Robinson, Martez Wilson, Alanjador Lewis, Jeremy Lee, Yasmeeen Collins, Mario Mondragon, David Stanley, and Bob Ware, vice chancellor of the McGehee campus.



Appendix G (AWS Certification picture) Continued

PHOTO CAPTION OFFICE OF MEDIA SERVICES UNIVERSITY OF ARKANSAS AT MONTICELLO
Contact: Jim Brewer (870) 460-1274; E-Mail: brewer@uamont.edu Find us on Facebook at “UAM News” RSS Feed:
[feed:https://www.facebook.com/feeds/page.php?format=atom10&id=116937471716513](https://www.facebook.com/feeds/page.php?format=atom10&id=116937471716513)

7 McGehee Welding Students Receive Certification (8/26/14)

Seven welding students at the UAM College of Technology-McGehee recently received certifications from the American Welding Society. UAM COT-McGehee is currently taking applications for students for its welding program for the 2014-15 school year. For information about the program, contact Student Services at (870) 460-2130. Pictured from left are Robert Rafter of Lake Village, Jean-luc Marcel of McGehee, Larry Chaney of Monticello, Walter “Lance” Shurtleff of Arkansas City, Demetri Goins of Star City, Jeron Wright of Dermott, Melchor Mondragon of Grady, and Instructor Gary Burt.



Appendix G (AWS Certification picture) Continued

PHOTO CAPTIONOFFICE OF MEDIA SERVICES UNIVERSITY OF ARKANSAS AT MONTICELLO

Contact: Jim Brewer (870) 460-1274; E-Mail: brewer@uamont.edu Find us on Facebook at “UAM News”
RSS Feed: [feed:https://www.facebook.com/feeds/page.php?format=atom10&id=116937471716513](https://www.facebook.com/feeds/page.php?format=atom10&id=116937471716513)

McGehee Welding Students Achieve 100 Percent Pass Rate On AWS Certification

(6/10/15)

All 11 welding students slated to graduate from the UAM College of Technology-McGehee on June 26 have passed their certification testing by the American Welding Society. AWS certification is required for many welding positions in manufacturing operations. The students were required to perform a weld under supervision that was tested by an AWS inspector to ensure the weld conformed to AWS code. “This is great news for our students and an indication of the strength of our welding program,” said Bob Ware, vice chancellor of the McGehee campus. The welding technology program at the McGehee campus begins in August and includes blueprint reading, basic welding, shielded metal arc welding and continues through the spring and summer terms with MIG, TIG and Pipe Welding. Pictured from left are (back row) Robert Dean Gorman of Greenville Miss., Montarius Hillard of Bastrop La., Casederian Benton of Dumas, Logan Pearson of Monticello, Jessie Steen of McGehee, Kevin Robinson of Dumas (front row) Stacie Calhoun of Monticello, Terry James of Winchester, Coltin Hampton of Monticello, Todd French of McGehee, Shawn Jenkins of McGehee, Gary Burt, welding instructor, Bob Ware, vice chancellor of the McGehee campus, and Sharon Cantrell, assistant vice chancellor.



Appendix H
UAM College of Technology McGehee (UAMCTM)
WELDING TECHNOLOGY
ADVISORY COMMITTEE MINUTES
APRIL 15, 2014

Gary Burt called the meeting to order at 6:00 pm the following members were present: Jerry Ebert of War Eagle, Chuck Masters former instructor, J.D Mormon former instructor, Charles Rocconi former Director of Student Services, Ray Brown former student and Sharon Cantrell Assistant Vice Chancellor of UAMCTM. Gary thanked the members for their time and handed out the Agenda.

The minutes of October 21, 2013 were presented to the members; J.D Mormon approved them as written and Chuck Masters seconded the motion. The members were advised that the enrollment for this year was 23 and now we were at 9. Retention was a big topic; all members agreed that the placement of students in good paying jobs is a great way to show future students the benefits of completing the entire welding program. We also need to find new employment opportunities for students; some suggestions were made by the members including; Greenville Marine, Steel Mill in Blytheville, Kemper County Power Plant in Meridian, Mississippi, and a poultry food processing plant being constructed in 2015 in Northeast Arkansas. Mr. Mormon suggested contacting Sammy Irving to inquire about employment opportunities in Houston. Mr. Irving is the foreman of the plant.

During the meeting the members were informed we were again looking into inputting the students' data in the NCCER national registry. We talked about the core book/module and the committee agreed that it was not necessary if the data can be entered in the system without those modules.

During the spring class the students all made a single dice (a 2 ½" x 2 ½" 3D cube with six sides) to help them understand the importance of fitting together pieces of metal and they will give them to the instructor of their choice.

We then talked about getting metal from different places War Eagle, HY-Tech Welding and U.S Holland gave donations this year. Other members gave some ideas of where we might be able to obtain other metal such as Ward in Conway (school bus manufacturing company) and Greenville Marine in Greenville, Mississippi.

We toured the shop where they were shown the new plasma cutter. We discussed the cost and the benefits and how over a period of time it would pay for its self on the saving of oxygen and acetylene fuel. Again they were pleased with the way the students were keeping the shop clean and safe.

There being no further business, the meeting adjourned at 8:30 pm.

Appendix I



Appendix J

Name of Faculty or Staff Member:			
Name of Individual or Organizational Contact:			
Date:	Location:	Requested By:	Total Time of Contact:
Purpose of Contact (Indicate any options that apply)			
Retention	Recruiting	Program/Course Input	Other
Description of Contact:			
Changes Occurring Because of Contact:			

