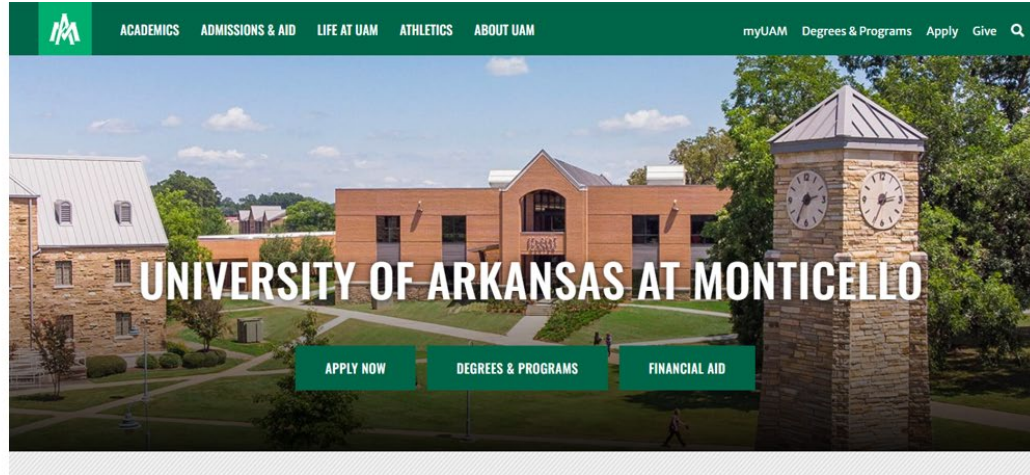


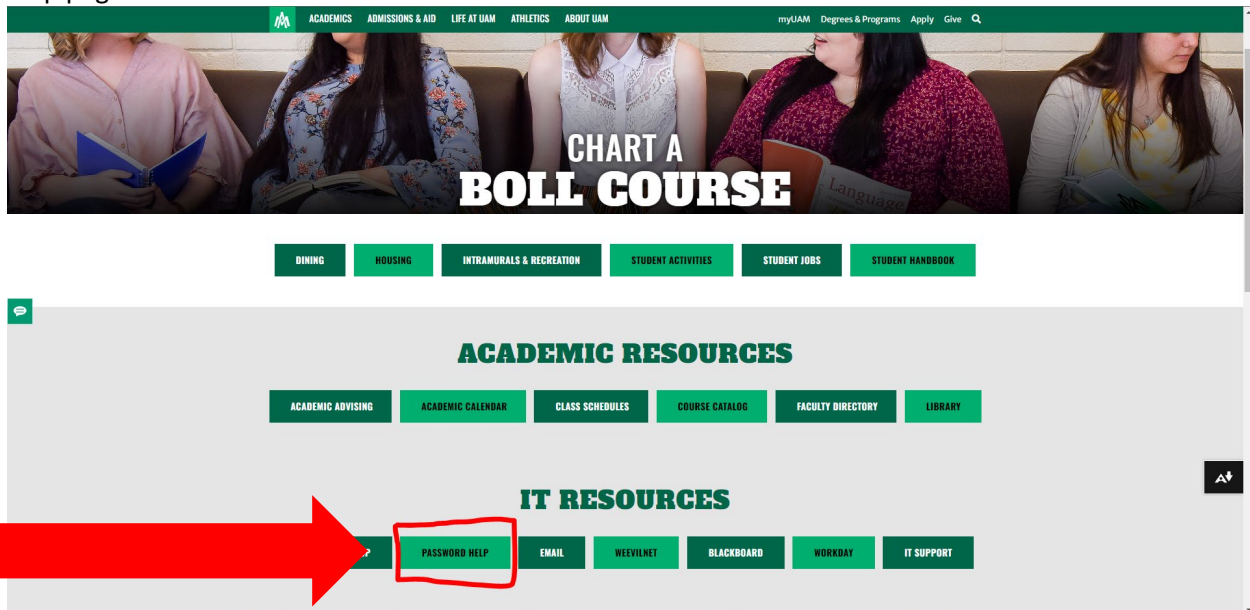
How To Reset Your UAM Password/Unlock Your UAM Account

UAM will never ask you for your password in an email. We will not send emails that imply you will lose your email service if you do not enter information after following a link. Please be alert to phishing scams trying to steal your user id and password. Official UAM IT announcements will be made on the website.)

Step 1: Open Google Chrome and go to www.uamont.edu. Under INFORMATION FOR: Click on the word STUDENTS.



Step 2: Under the IT Resources area click on the PASSWORD HELP button to access the UAM Password help page.



Step 3: On the Password Help page, scroll down and open the drop-down for either Change Password or Unlock Account depending on which you need at the time. For this instance, we will then click on the green button for either Change/Forgot Password to move to the next step.

- EMAIL LOGIN
- WEEVILNET
- BLACKBOARD
- WORKDAY
- PASSWORD ASSISTANCE
- DYNAMIC FORMS
- FACULTY & STAFF INSTRUCTIONS
- COMPUTER USAGE POLICY
- IT WORK ORDER
- COPY RIGHT RESOURCES
- ESPORTS

Need Password Help?

UAM will never ask you for your password in an email. We will not send emails that imply you will lose your email service if you do not enter information after following a link. Please be alert to phishing scams trying to steal your user id and password. Official UAM IT announcements will be made on the website.)

In December of 2003 the State of Arkansas Office of Information Technology issued a password standard which "applies to all state agencies, boards, commissions and institutions of higher education".

Password Standard Policy

DOMAIN PASSWORD POLICY REQUIREMENTS

1. The maximum password age is 90 days
2. Must meet 3 of the 4 following types of characters
3. Upper case (ABCDE)
4. Lower case (abcde)
5. Numbers (123456)
6. Special characters (Space ! # %)
7. The minimum password length is 12
8. No. of Passwords remembered is 5

- CHANGE/FORGOT PASSWORD:
- UNLOCK YOUR ACCOUNT:
- CREATE A GOOD (STRONG) PASSWORD:
- PROTECT YOUR PASSWORD

CHANGE/FORGOT PASSWORD:

CHANGE/FORGOT PASSWORD

If you want to change your current password or forgot your password then follow these steps:

- Enter username (including @uamont.edu)
- Enter Captcha Phrase
- Select Next
- Choose Verification Method
- Select Next Once Verification Method is Complete
- Enter New Password and Select Finish

You have successfully changed your password.

Step 4: You should now be on a Microsoft screen. Enter your UAM E-Mail address and enter the verification characters in the picture. Click Next to proceed.

Microsoft

Get back into your account

Who are you?

To recover your account, begin by entering your email or username and the characters in the picture or audio below.

Email or Username: *

Example: user@contoso.onmicrosoft.com or user@contoso.com



Enter the characters in the picture or the words in the audio. *

Next Cancel

Step 5: Select the verification method you prefer. For this case, a text code was selected.



Get back into your account

verification step 1 > choose a new password

Please choose the contact method we should use for verification:

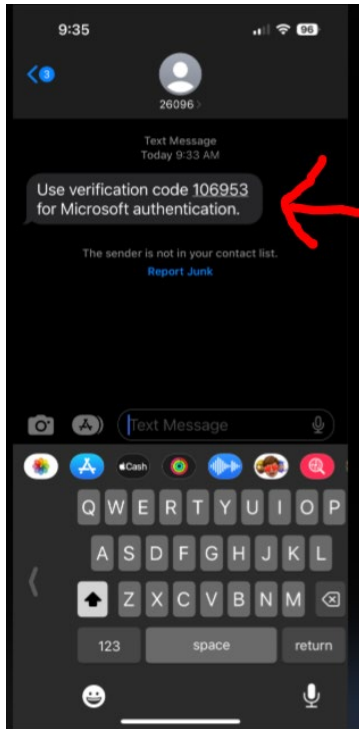
- Email my alternate email
- Text my mobile phone
- Call my mobile phone
- Call my office phone
- Answer my security questions
- Enter a code from my authenticator app

In order to protect your account, we need you to enter your complete mobile phone number (*****04) below. You will then receive a text message with a verification code which can be used to reset your password.

Text

Cancel

Step 6: A 6-digit code should be sent to your phone. Enter the code then click Next.



Get back into your account

verification step 1 > choose a new password

Please choose the contact method we should use for verification:

- Email my alternate email
- Text my mobile phone
- Call my mobile phone
- Call my office phone
- Answer my security questions
- Enter a code from my authenticator app

We've sent you a text message containing a verification code to your phone.

Enter your verification code

Next

Cancel

Step 7: You can now change your UAM Password. NOTE: Your password must contain the following:

1. Upper case (ABCDE)
2. Lower case (abcde)
3. Numbers (123456)
4. Special characters (Space ! # %)
5. The minimum password length is 12
6. No. of Passwords Remembered is 5



Get back into your account

verification step 1 ✓ > choose a new password

* Enter new password:

* Confirm new password:

Finish

Cancel

Select Finish when you are ready!

Contact Us:
Information Technology
Student Success Center 207
358 University Drive
P.O. Box 3626
Monticello, AR 71656
Phone: 870-460-1036
Fax: 870-460-1920

IT Support - UAM-ITHelp@uamont.edu

Blackboard - blackboard@uamont.edu

Report Spam - spam@uamont.edu

WeevilNet - weevilnet@uamont.edu

Workday - workdayhelp@uamont.edu