

# Montgomery County Forests and Forest Industry, 2021

## ARKANSAS CENTER FOR FOREST BUSINESS


UNIVERSITY OF ARKANSAS AT MONTICELLO

Report 2021-C49

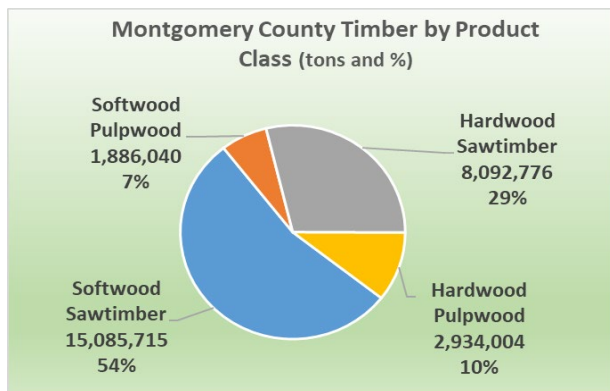


### Montgomery County Forest Facts

Forests occupy 415,857 acres (83%) of the land area in Montgomery County; 85% of the forests are publicly owned, largely the Ouachita National Forest. Planted forests account for 18% of the pine and 3% of the non-pine forests in Montgomery County. Overall, 9% of the county's forests are planted. Forest area by covertype is shown in the figure below.



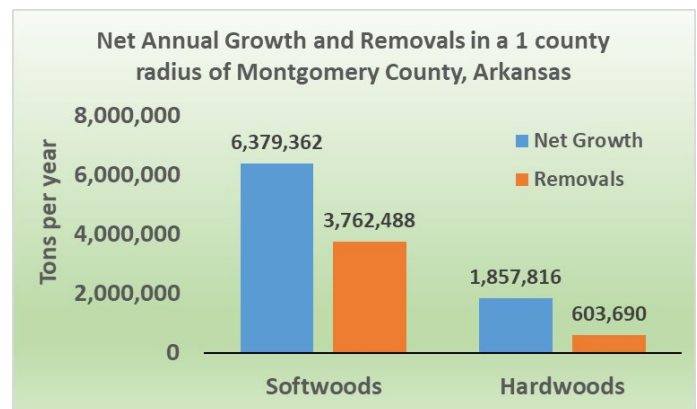
The forests of Montgomery County contain 16,971,755 tons of softwood (pine) timber and 11,026,780 tons of hardwood timber. The forest is made up of largely saw timber trees as shown below.



### Timber Supply around Montgomery County

Within a 1-county radius around and including Montgomery County (Clark, Garland, Hot Spring, Pike, Polk, Scott, and Yell) there are 122 million tons of pine and 69 million tons of hardwood timber. In this 8 county

region, annual net growth exceeds harvest by 3,871,000 tons, 68% of which is softwoods (pine). Since such a large proportion of the forest area is publicly owned, timber supply is highly dependent on national forest annual allowable harvests.



### Economic Contributions of Montgomery County Forests

Forest industries contribute \$2,080,097 annually to Montgomery County's value added (GDP) which is 1.5% of the county's total economic activity. This is much less than the state-wide average of 4.95%. Forest industries in the county include Conifex (Glenwood). Four logging firms operate from Montgomery County. Income in Montgomery County's forestry sectors is 180% of the county average. The direct economic contribution of Montgomery County's forest industry is shown in the table below by sectors.

Sector	Employees	Labor Income	Value Added (GDP)
Forestry	< 1	\$5,550	\$5,502
Logging	33	\$1,839,057	\$1,877,451
Solid Wood Products	2	\$109,456	\$188,323
Furniture	2	\$4,166	\$4,929
Pulp and Paper	< 1	\$2,692	\$3,893
<b>Forestry Totals in Montgomery County</b>	<b>38</b>	<b>\$1,960,921</b>	<b>\$2,080,097</b>