

Saline County Forests and Forest Industry, 2021

ARKANSAS CENTER FOR FOREST BUSINESS

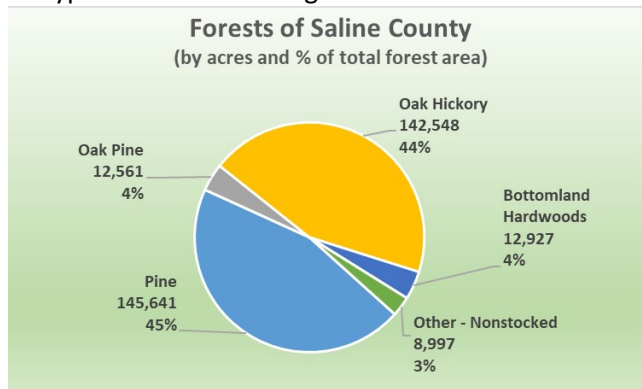
Report 2021-C62

UNIVERSITY OF ARKANSAS AT MONTICELLO

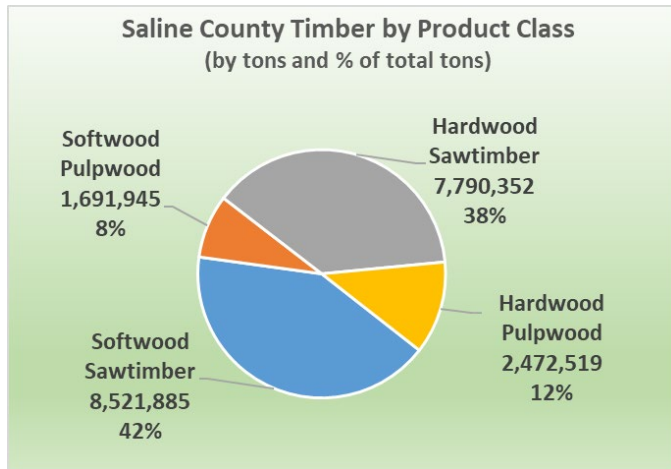


Saline County Forest Facts

Forests occupy 322,672 acres (70%) of the land area in Saline County; 84% of the forests are privately owned. Planted forests account for 41% of the pine and 2% of the non-pine forests in Saline County. Overall, 80% of the county's forests are of natural origin. Forest area by covertime is shown in the figure below.



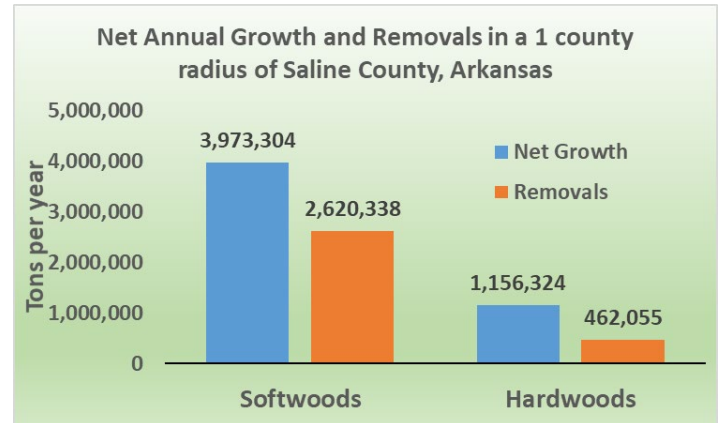
The forests of Saline County contain 10,213,830 tons of softwood (pine) timber and 10,262,871 tons of hardwood timber. The forest is made up of largely saw timber trees as shown below.



Timber Supply around Saline County

Within a 1-county radius around and including Saline County (Garland, Grant, Hot Spring, Perry, Pulaski) there are 62 million tons of pine and 49 million tons of hardwood timber. In this 6 county region, annual net

growth exceeds harvest by 2,047,236 tons, with 66% of this surplus growth in softwoods (pine).



Economic Contributions of Saline County Forests

Forest industries contribute \$20,710,777 annually to Saline County's value added (GDP) which is 0.85% of the county's total economic activity. This is much lower than the state-wide average of 4.95%. Forest industries include ITW Angleboard, Anglewood Board, WLS Sawmill, J&S Manufacturing, Kustom Kreations, and Chair-Tech. Four logging firms operate from Saline County. Income in Saline County's forestry sectors is 120% of the county average. The direct economic contribution of Saline County's forest industry is shown in the table below by sectors.

Sector	Employees	Labor Income	Value Added (GDP)
Forestry	2	\$106,791	\$103,451
Logging	68	\$1,642,423	\$1,783,262
Solid Wood Products	42	\$1,066,154	\$1,812,437
Furniture	49	\$1,873,836	\$3,056,999
Pulp and Paper	143	\$8,518,833	\$13,954,629
Forestry Totals in Saline County	303	\$13,208,037	\$20,710,777