

Yell County Forests and Forest Industry, 2021

ARKANSAS CENTER FOR FOREST BUSINESS

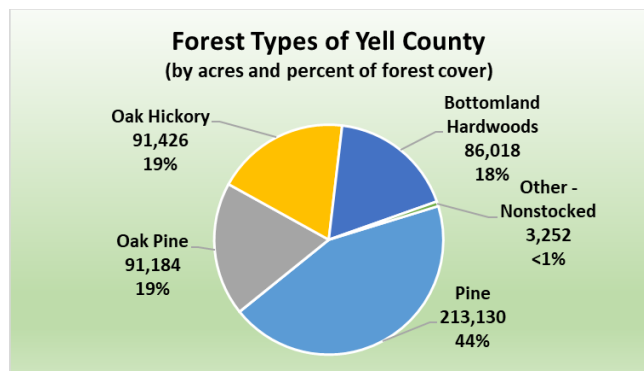
UNIVERSITY OF ARKANSAS AT MONTICELLO

Report 2021-C75

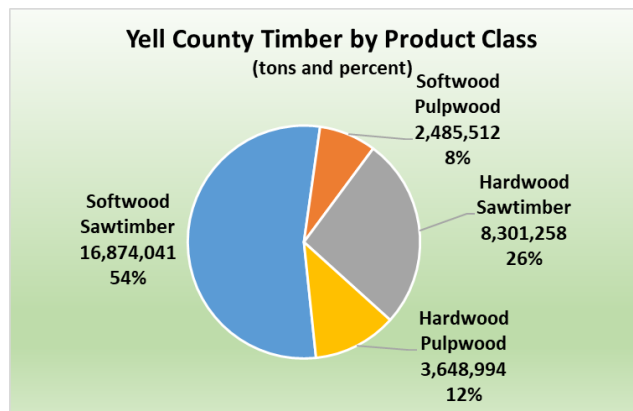


Yell County Forest Facts

Forests occupy 485,010 acres (82%) of the land area in Yell County; 48% of the forests are privately owned. The Ozark National Forest is the major public landowner in the county. Planted forests account for 45% of the pine and 4% of the non-pine forests in Yell County. Overall, 22% of the county's forests are planted. Forest area by coertype is shown in the figure below.



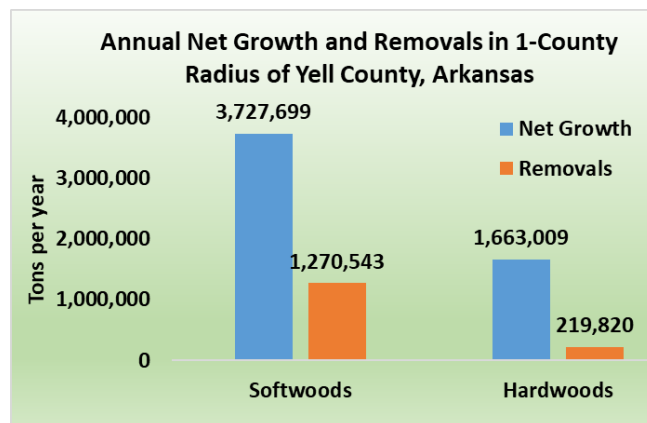
The forests of Yell County contain 19,359,553 tons of softwood (pine) timber and 11,950,252 tons of hardwood timber. The forest is made up of largely softwood saw timber trees as shown below.



Timber Supply around Yell County

Within a 1-county radius around and including Yell County (Conway, Garland, Logan, Montgomery, Perry, Pope and Scott) there are 98 million tons of pine and 70

million tons of hardwood timber. In this 8 county region, annual net growth exceeds harvest by 3,900,346 tons, 63% of which is softwoods (pine).



Economic Contributions of Yell County Forests

Forest industries contribute \$8,097,558 annually to Yell County's value added (GDP) which is 1% of the county's total economic activity. This is less than the state-wide average of 4.95%. Forest industries in the county include Custom Wood Recycling, Potlatch-Deltic and West Pallet. Three logging firms operate from Yell County. Income in Yell County's forestry sectors is 200% of the county average. The direct economic contribution of Yell County's forest industry is shown in the table below by sectors.

Sector	Employees	Labor Income	Value Added (GDP)
Forestry	7	\$1,454,390	\$1,450,694
Logging	21	\$2,150,618	\$2,141,139
Solid Wood Products	51	\$2,537,216	\$4,501,463
Furniture	1	\$1,389	\$1,715
Forestry Totals in Yell County	80	\$6,144,959	\$8,097,558